

INDEX

S.NO	CONTENTS	PAGE No.
1	REVIEW OF CRIME INCIDENTS	1
2	REVIEW ON CRIME AGAINST WOMEN	4
3	ANALYTICAL REPORT ON MISSING PERSONS	6
4	SUMMARY OF CCIS DATA ENTRY	7
5	CIPA - DATA ENTRY ANALYSIS REPORT	10
6	FINGER PRINT BUREAU WORK ANALYSIS	11
7	ROAD ACCIDENTS IN TAMIL NADU	14
8	USEFULNESS OF DOG SQUAD	15
9	MURDER AND PROPERTY CRIMES REPORTED AND DETECTED FOR THE MONTH OF JUNE-2009 (Table -1)	16
10	MURDER AND PROPERTY CRIMES REPORTED AND DETECTED UP TO THE MONTH OF JUNE-2009 (Table -2)	17
11	CRIME HEAD-WISE ANALYSIS IN MAY & JUNE'09 (Table -2A)	18
12	CITY/DISTRICT-WISE No. OF IPC CASES REGISTERED DURING JUNE-2009. (Chart -1)	19
13	VIOLENT OFFENCES - JUNE'09 (Chart -2)	20
14	COMPARATIVE STATEMENT OF INCIDENCE OF MURDER & PROPERTY CRIME FOR JUNE 2009 & 2008 (Table -3)	21
15	PROPERTY CRIMES -JUNE'09 (Chart -3)	22
16	BURGLARY CASES - JUNE'09 (Table -4)	23
17	THEFT CASES - JUNE'09 (Table -5)	24
18	ITP ACT CASES - JUNE'09 (Chart -4)	25
19	SLL CASES - JUNE'09 (Chart -5)	26
20	CRIME AGAINST WOMEN CASES REPORTED UPTO JUNE-2009 (Table -6)	27
21	DISPOSAL OF CRIME AGAINST WOMEN BY POLICE DURING JUNE-2009 (Table -7)	28
22	DISPOSAL OF CRIME AGAINST WOMEN BY COURT DURING JUNE-2009 (Table -8)	29
23	CASES OF MISSING PERSONS REPORTED AND TRACED JUNE - 2009 (Table -9)	30
24	REPORTED AND TRACED DISTRICT/CITY WISE (Table -10)	31
25	REPORTED, TRACED AND UNTRACED PARTICULARS OF MISSING PERSONS -UPTO JUNE 2009 (Table -11)	32
26	MISSING PERSONS REPORTED IN PREVIOUS YEARS & TRACED DURING 2009 (Table -12)	33
27	TRACED DETAILS OF CHILDREN DISTRICT/CITY WISE (Table -12A)	34
28	ZONE WISE ANALYSIS OF FIR REGD/ FORM-1 ENTERED FROM JAN-96 TO JUNE-2009 (Table -13)	35
29	DISTRICT WISE ANALYSIS OF FORM-I TO VII ENTERED FROM JANUARY TO JUNE-2009 (Table -14)	36
30	ZONE WISE ANALYSIS OF FORM-II TO VII ENTERED FROM JAN-96 TO JUNE-2009 (Table -15 & 16)	37
31	DETAILS OF SOC VISITS BY FPB (Table -17)	39
32	DETAILS OF DETECTED CASES : IDENTIFIED THROUGH CHANCE PRINTS (Table -18)	40
33	FP LIFTED FROM SOC AND IDENTIFIED (CITY/DISTRRICT-WISE) (Table -19)	49
34	LIST OF OV CRIMINALS - ZONE-WISE AND OTHER STATES/COUNTRY (Table-20)	50
35	DETAILS WITH REGARD TO INTERSE CHANCE PRINTS (Table - 21)	55
36	FPS LIFTED FROM SOC: NOT IDENTIFIED (CITY/DISTRICT-WISE) (Table -22)	56
37	FP STAFF SERVICES:WHERE NOT UTILIZED (Table -23)	68
38	UPLOADING OF FINGER PRINT RECORDS IN FACTS (Table -24)	69
39	ASSISTANCE OF DOG SQUAD (Table -25)	70

CRIME REVIEW (up to June 2009)

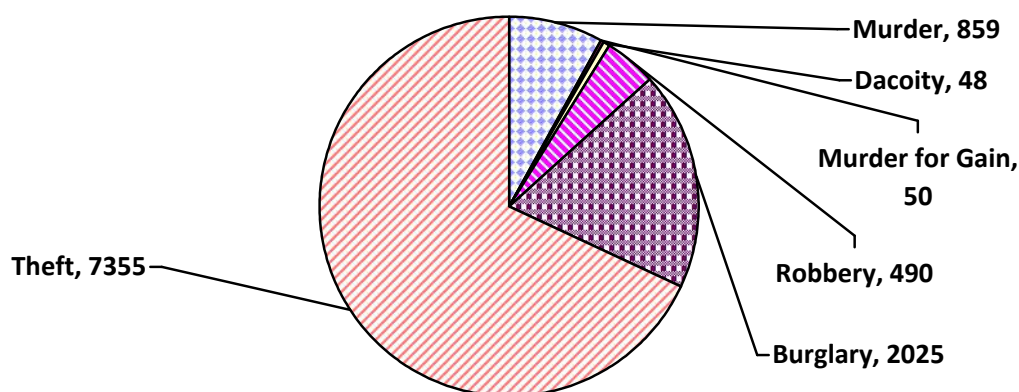
SALIENT FEATURES

- 7.56% increase in Murder and Property Crimes compared to June 2008;
- Percentage of detection 71; Percentage of recovery 65
- Percentage of disposal of UI cases 33
- Rate of charge sheeting 57%; court disposal 8%; & conviction rate 73%

(Details in Table-1)

Crime Head	Cases Reported		% Variation
	(up to June 09)	(up to June 08)	
Murder	859	812	5.79
Murder for Gain	50	38	31.58
Dacoity	48	36	33.33
Robbery	490	304	61.18
Burglary	2,025	1,872	8.17
Theft	7,355	7,004	5.01

(Details in Table-2 & 2A)



IPC cases

14581 IPC cases have reported during June-2009. The State average is 365 of which 21 districts are above the State average whereas 19 districts have registered cases below State average. Chennai City tops the list of cases registered.

(Details in Chart 1)

Violent offences

2128 violent crimes have been reported for June 2009. The state average of violent crimes registered is 53. 18 districts stand above the state average and 22 districts have recorded violent crimes below the state average.

(Details in Chart 2)

MURDER

859 cases reported up to June, 2009 as against 812 cases in June, 2008, an increase of 5.79%. 805 cases were detected and 54 cases are under investigation. 350 cases charge sheeted and pending trial and 34 cases disposed off otherwise. 421 cases are yet to be charged

(Details in Table-3)

MURDER FOR GAIN

50 cases reported up to June, 2009 as against 38 cases in June, 2008, an increase of 31.58%. 41 were detected and 9 cases under investigation. 15 cases charge sheeted and pending trial. Remaining 26 cases yet to be charged.

Property Cases

1673 property crimes have been reported for June 2009. The state average of property cases registered is 42. 17 districts stand above the state average and 23 districts have recorded property cases below the state average.

(Details in Chart 3)

(* Disposal of IPC & SLL cases by Police & Courts depicted in Tables 4 & 5)

DACOITY

48 cases reported up to June, 2009 as against 36 cases in June, 2008, an increase of 33.33%. 34 cases were detected and 13 cases are under investigation and 1 case disposed off otherwise. 13 cases were charge sheeted and pending trial. Remaining 21 cases yet to be charged.

ROBBERY

490 cases reported up to June, 2009 as against 304 cases reported in the corresponding period of 2008, an increase of 61.18%. 313 cases were detected, 175 cases are under investigation and 2 cases disposed off otherwise. 199 cases were charge sheeted, 3 cases ended in acquittal and 196 cases are pending trial. Remaining 114 cases are yet to be charged.

BURGLARY

2025 cases reported up to June, 2009 as against 1872 cases in June, 2008, an increase of 8.17%. 961 cases were detected, 1039 cases are under investigation and 25 cases disposed off otherwise. 695 cases were charge sheeted. 41 cases ended in conviction, 1 in acquittal and 653 cases are pending trial. Remaining 266 cases are yet to be charged.

(Details in Table 4)

THEFT

7,355 cases reported up to June, 2009 as against 7,004 cases in June, 2008. an increase of 5.01%. 5,525 cases have been detected, 1,699 cases are under investigation and 131 cases disposed off otherwise. 4,339 cases were charge sheeted. 596 cases ended in conviction, 7 in acquittal and 3,736 cases are pending trial.

(Details in Table 5)

ITP Act Cases

42 cases under Immoral Traffic Prevention act have been reported for June 2009. The state average of ITP crimes registered is 4. 4 districts have recorded more than the state average and 7 districts have recorded less than the state average.

(Details in Chart 4)

SLL Cases

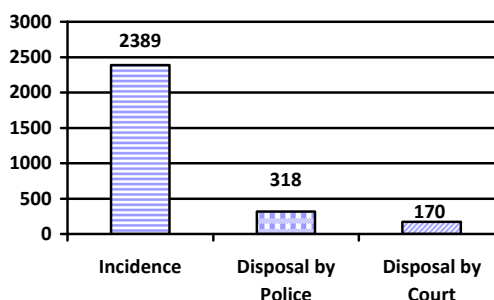
42704 SLL cases have been reported for June 2009. The state average of SLL cases registered is 1068. 17 districts have recorded more than the state average and 23 districts have recorded less than the state average.

(Details in Chart 5)

Review of Crimes Against Women

Crimes u/r IPC & DPA

Cases Reported		% Variation
(up to June 09)	(up to June 08)	
2389	2830	-16



Total Incidence

2389 cases of Crimes against Women have been reported under different heads (Rape, Kidnapping and Abduction, Dowry Deaths, Cruelty by Husband and his relatives, Molestation and Dowry Prohibition Act) up to June, 2009 as against 2830 cases of the corresponding period of 2008, a decrease of 16%. (Details in Table-6)

Disposal by Police

Investigation completed in 318 cases; 218 cases charge sheeted while the remaining 100 cases were disposed off otherwise. 2858 cases are under investigation at the end of June 2009. (Details in Table-7)

Disposal by Court

10,772 cases of Crime against Women were pending trial at the beginning of June, 2009. 170 cases were disposed off by the Courts. 33 cases ended in conviction and 131 in acquittal and 6 cases were compounded. 10,602 cases are pending trial at the end of June 2009. The rate of conviction in the total disposal was 19%. (Details in Table-8)

Sexual Harassment – Enforcement

Total Incidence

558 cases booked up to June 2009 as against 412 in June, 2008, an increase by 35%.

Disposal by police

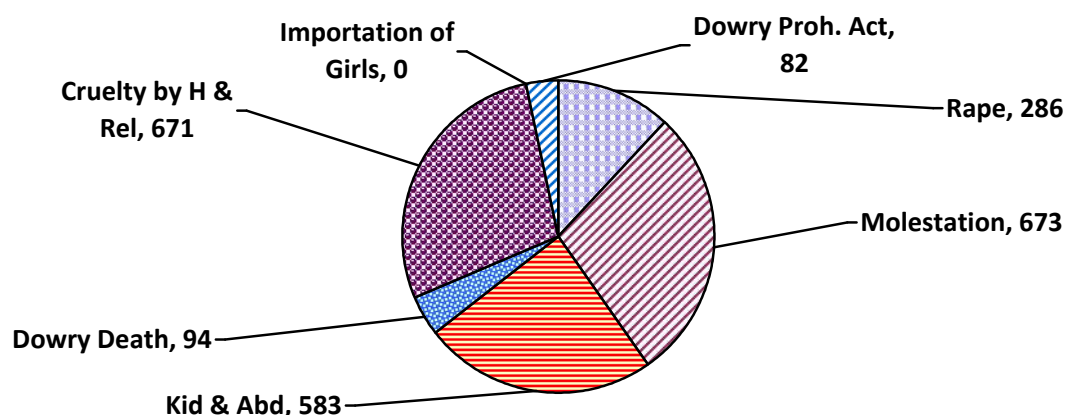
Investigation completed in 61 cases and charge sheets laid in 57 cases. 4 cases disposed off otherwise. 299 cases are pending UI.

Court Disposal

1,825 cases were PT at the beginning the month. 30 disposed off. 26 ended in conviction and 4 in acquittal. Remaining 1,795 cases are PT.

Head War Review.

Crime Head	Cases Reported		% Variation
	(up to June 09)	(up to June 08)	
Rape	286	287	0
Molestation	673	800	-16
Kidnapping & Abduction	583	560	4
Dowry Death	94	110	-15
Cruelty by Husband & his Relatives	671	912	-26
Importation of Girls	0	0	0
Dowry Prohibition Act	82	161	-49



Rape

286 cases registered up to June 2009 as against 287 of June, 2008. No Variation.

Molestation

673 cases reported up to June, 2009 as against 800 of June, 2008. A decrease of 16%.

Kidnapping and Abduction:

583 reported up to June 2009 as against 560 cases in June, 2008. An increase of 4%.

Dowry Death:

94 cases reported up to June 2009 as against 110 in June, 2008. A decrease of 15%.

Cruelty by Husband and his Relatives:

671 cases reported up to June 2009, as against 912 in June, 2008. A decrease of 26%.

Importation of Girls:

No case reported in June 2009 and so also for the corresponding period of 2008.

Dowry Prohibition Act:

82 cases reported up to June 2009 as against 161 in June, 2008. A decrease of 49%.

Analytical report on Missing persons

Incidence during the month

(Details in Table-9 & 10)

- ★ 414 persons including 180 children (66 boys and 114 girls) in 408 cases registered, missing.
- ★ 194 missing persons including 108 children (29 boys and 79 girls) traced. (Traced 46.85%).
- ★ 72 missing children (37 boys and 35 girls) remain untraced.

Total incidence up to the month

(Details in Table-11)

- ★ 2178 persons reported missing during 2009 including 324 boys and 600 girls.
- ★ 1316 persons traced including 209 boys and 439 girls (60.42%).
- ★ 862 persons remain untraced. This includes 115 boys and 161 girls.

Previous Years

(Details in Table-12)

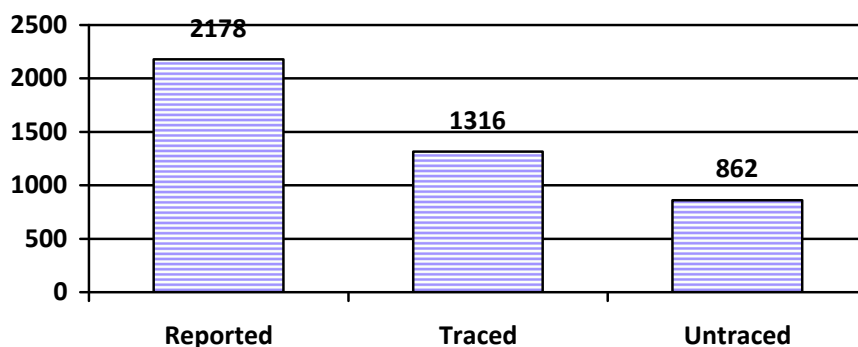
- ★ 40 persons concerned in 36 cases of previous years (2007 to 2008), including 14 children traced during June 2009.
- ★ 3933 persons concerned in 3899 cases of the years 2003 to 2009, including 994 children (537 boys and 457 girls) remain untraced as on 01.07.2009.

General:

Percentage traced was 46.85, an increase of 5.85 % compared to May 2009 (41%).

(Details in Table-12A)

Missing Persons Upto June 09



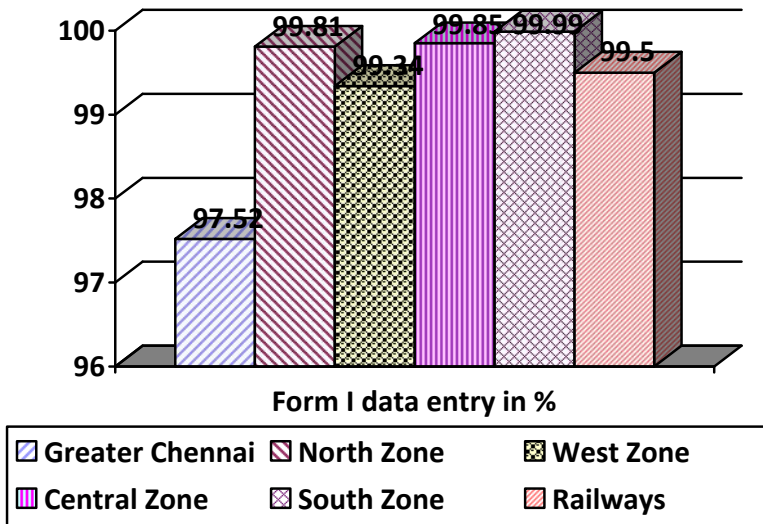
SUMMARY OF CCIS DATA ENTRY

Total FIR's registered since 1996 is **106.23 lakhs**.

Total FIR's computerized till date is **105.48 lakhs**.

Data entry of Form I data:

Greater Chennai	:	97.52%
North Zone	:	99.81%
West Zone	:	99.34%
Central Zone	:	99.85%
South Zone	:	99.99%
Railways	:	99.50%



Status of all Districts:

Total Districts/ Cities - 45.

100% Form I entry has been achieved in 29 districts.

16 Districts / Cities are in the range of 92.57% – 99.97% viz.:-

Flower Bazaar 92.57%	Chennai Sub-Urban 93.38%
Coimbatore 95.55%	Triplicane 98.83%
Pulianthoppu 98.86%	Railway Trichy 98.96%
Nagapattinam 99.16%	Cuddalore 99.62%
Kancheepuram 99.67%	Thiruvannamalai 99.71%
Washermenpet 99.71%	Theni 99.80%
Villupuram 99.82%	Mylapore 99.96%
Adyar 99.97%	Vellore 99.97%

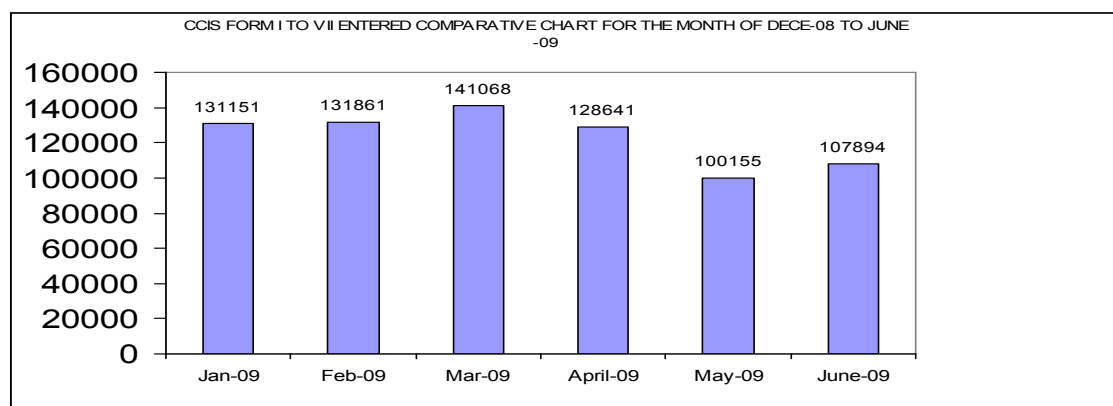
Below Average districts:

Flower Bazaar (92.57%)	Chennai Sub-Urban (93.38%)
Triplicane (98.83%)	Pulianthoppu (98.86%)
Coimbatore (95.55%)	Nagapattinam (99.16%)
Railway Trichy (98.96%)	

Work done in June-2009

Zone	: Form I to VII entry
South Zone	: 27326
North Zone	: 20581
West Zone	: 20118
Central Zone	: 19695
Greater Chennai	: 17822
Railways	: 2100

ZONE WISE FORM - I – VII ENTERED FROM JAN-09 TO JUNE-2009							
S.No	ZONE	JAN-09	FEB-09	MAR-09	APRIL-09	MAY-09	JUNE-09
1	GREATER CHENNAI	19172	26017	28133	22294	15395	17822
2	NORTH ZONE	20072	17912	20765	22409	20263	20581
3	WEST ZONE	29191	27313	30022	25190	17866	20118
4	CENTRAL ZONE	22144	21653	22612	21059	17967	19695
5	SOUTH ZONE	35350	33365	34237	36137	26616	27326
6	RAILWAYS	5222	5601	5299	1552	2048	2100
	TOTAL	131151	131861	141068	128641	100155	107642



- The state performance in Form I - VII entry during June-2009 is 1,07,642. The data entry has increased by **7.5%** as compared to previous month's data entry (1,00,155).
- **Greater Chennai** has shown an **increase of 15.8%** in Form I-VII data-entry over the previous month. During June –2009, this zone has entered 17,822 Form I– VII whereas it was 15,395 forms during the month of May-2009.

- **North Zone** has shown an **increase of 1.6%** in Form- I-VII data-entry as compared to last month. During June-2009 this zone has entered 20,581 Form I-VII, whereas it was 20,263 during the month of May-2009.
- **West Zone** has shown an **increase of 12.6%** in Form I-VII data-entry over the month of May-2009. During June -2009 this Zone has entered 20,118 Form I-VII whereas it was 17,866 during the month of May-2009.
- **Central Zone** has shown an **increase of 9.6%** in Form I-VII data-entry during the month of June-2009 (19,695) as compared to May-2009 (17,967).
- **South Zone** has shown an **increase of 2.7%** in Form I-VII data-entry, when compared with last month. During June –2009, this zone has entered 27,326 Form I - VII whereas it was 26,616 during the month of May-2009.
- **Railway Zone** (2,100) has shown a marginal **increase of 2.5%** in Form I-VII data entry when compared with May-2009 (2,048).

Review of Form II to VII

Generation of various reports for investigation and statistical purpose is the main objective of the CCIS project. This can be achieved only if all the forms are fed promptly and accurately.

- From January, 1996 to June, 2009, **68,42,436** (21.47%) Form II to VII have been entered in the state as against **3,18,70,899** forms to be entered.
 - **Ramnad** stands first in the Performance Index. It has entered 3,29,028 (**1.26 PI**) Form II to VII and **Coimbatore City** stands second with 4,31,709 (**0.66 PI**) followed by **The Nilgiris** with 2,59,395 (**0.52 PI**) and **Tirunelveli** with 2,56,678 (**0.22 PI**) Forms.
 - **Railway Chennai** stands last in performance Index (**0.04 PI**). The data-entry done by Railway Chennai is 52,197 forms.
 - **South Zone** has shown excellent performance by entering 22,95,260 (Form II– VII) from Jan.1996 to June 2009 and stands first in the State followed by **West Zone** 17,65,551, **Greater Chennai** 10,81,488, **Central Zone** 10,41,392, **North Zone** 4,76,334 and **Railways** 1,82,411.
- 54,354 Form II to VII were entered in the state. The Form II-VII data entry has increased by **20.7%** when compared with previous month's data-entry (45,040).
 - **Greater Chennai** stands first by entering 14,331 Form II to VII followed by **South Zone** 12,452, **Central Zone** 11,145, **North Zone** 8,087, **West Zone** 6,658, and **Railways** 1,681.

CIPA

Phase I

Registration Module:

Salem, Madurai and Tirunelveli Cities have made 100% data-entry in the Registration module (FIR data entry) followed by Coimbatore City 82.8%, Trichy City 75.8%, and Chennai City 56.6%.

Investigation Module:

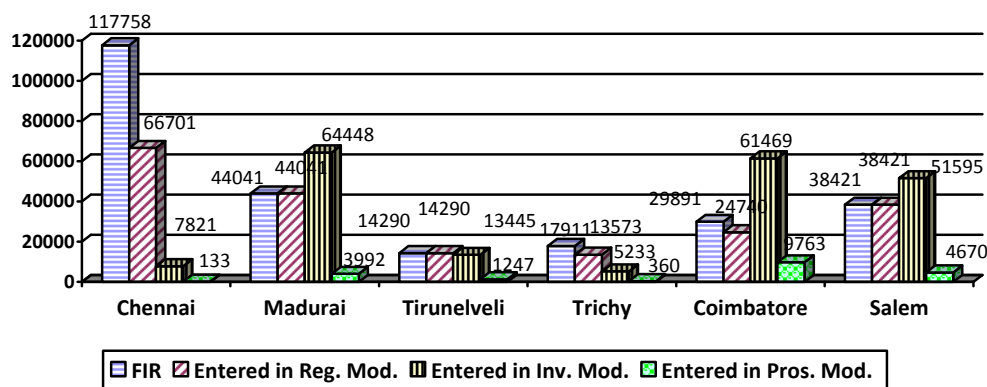
Chennai City and Trichy City has entered less than 10% of records in Investigation module whereas Coimbatore City has entered 61469 records (68.5%) in the Investigation module, followed by Madurai City 64448 (48.8%), Salem City 51595 (44.8%), Tirunelveli City 13445 (31.4%), Trichy City 5233 (9.7%) and Chennai City 7821 (2.2%).

Prosecution Module:

Data entry in Prosecution module is less than 5% in Trichy and Chennai Cities. Coimbatore City has entered 9763 records (32.7%) in the Prosecution module, followed by Salem City 4670 (12.2%), Madurai City 3992 (9.1%), and Tirunelveli City 1247 (8.7%). Trichy City has entered 360 records (2.0%) in the Prosecution module whereas Chennai City has entered 133 records (0.1%).

CIPA DATA ENTRY STATUS REPORT

City	No. of FIR Registered from October-2007 to June-2009	Data entered from October-2007 to June-2009					
		Registration		Investigation		Prosecution	
		Nos.	%	Nos.	%	Nos.	%
Chennai	117758	66701	56.6	7821	2.2	133	0.1
Madurai	44041	44041	100	64448	48.8	3992	9.1
Tirunelveli	14290	14290	100	13445	31.4	1247	8.7
Trichy	17911	13573	75.8	5233	9.7	360	2.0
Coimbatore	29891	24740	82.8	61469	68.5	9763	32.7
Salem	38421	38421	100.0	51595	44.8	4670	12.2



FINGER PRINT BUREAU WORK ANALYSIS

Executive Summary

- 432 SOCs visited by the SDFPB. (Details in Table 17)
- 42 Cases identified through chance prints. (Details in Table 18)
- 2 OV criminals arrested; 3 deleted & 4 added; Total 157 OV. (Details in Table 20)
- 307 cases involving 72 groups of inter-se cases yet to be identified. (Details in Table 21)
- 140 cases FP lifted from SOC but not identified. (Details in Table 19 & 22)
- FP staff services were not utilized in 13 cases (Details in Table 23)
- 4837 FP slips added in the FACTS database. (Details in Table 24)

Noteworthy cases

- Thatha Prasad S/O Lakshmipathi, Shandi Bazaar Street, Khandasala, Krishna District, Andhra Pradesh, was a wanted criminal in a car theft case. He had escaped from police custody of Chirala P.S., Andhra Pradesh. Andhra police, on information, came to Thiruppur and secured him with the help of Thiruppur South PS. He did not admit any crime in Tamil Nadu during interrogation. Meanwhile, SDFPB, Coimbatore district, on comparison with the chance prints in undetected cases, found the match in following 7 cases identical with the above accused. Stolen properties including Gold jewels, Digital Camera, Silver articles and cash all worth about Rs.20,06,500/-appx. were recovered. A car was also recovered from the above accused which he had stolen from Andhra Pradesh.

Sl.No	District	PoliceStation, Cr.No.& sec.	Property Lost
1.	Coimbatore Dist.	Sulur PS. Cr.No.302/09 U/s.457,380 IPC	164 Sov .Gold jewels worth Rs.14,76,000/-
2.	-do-	Sulur PS. Cr.No.615/09 U/s.457,380 IPC	22 Sov.of Gold jewels worth Rs.1,00,000/-
3.	-do-	Thiruppur North PS. Cr.No.632/09 U/s.457,380 IPC	Gold jewels worth Rs.1,60,000/-
4.	Erode Dist.	Erode Taluk PS. Cr.No.229/09 U/s.457,380 IPC	26 Sov.of Gold jewels worth Rs.1,35,500/-
5.	Dindugul Dist.	Dindigl Taluk PS. Cr.No.95/09 U/s.457,380 IPC	Silver vessels worth Rs.15,000/-
6.	Chennai City	Koyambedu PS. Cr.No.205/09 U/s.457,380 IPC.	10 Sov. of Gold jewels worth Rs.80,000/-
7.	-do-	T.P.Chattram PS.Cr.No.250/09 U/s.457,380 IPC	5 Sov of Gold jewels worth Rs.40,000/-

- 3 suspects travelling on a single bike were intercepted by a Highway Patrol Police on duty for routine vehicle check at 1815 hrs on 31.05.09/1815. One of the culprits assaulted the policeman and other two culprits brandished billhooks. The Policemen had to make good their escape leaving their bikes behind. Culprits left their bike and escaped on the High Way Patrol Police Govt. bike TN 72 G 0885 Appachi. Five chance prints were developed on the bike left by the criminals No. TN 58 – 7358 Yamaha CRUXR. It

was actually stolen from Madurai district. and one of the prints was found identical with that of Kittappa S/o of Kaduva @ Muthu Kutti Thevar, Kansapuram, Munneerpallam PS. Tirunelveli District, who was previously concerned in Mukkudal Ps. Cr.No.96/2003 U/s.379 IPC. These culprits were also involved in Triple Murder case a day earlier on 30-05-09 in Tirunelveli District, Alwarkurchi PS. Cr.No.94/09 U/s.147,148,324,302,307,120 (6) 506 (ii) IPC r/w 3 (i) (x) of SC/ST Act. The culprits were secured at Madurai.

- Elumalai S/o Govindasamy Naicker, Mamandoor PS. Cheyyar Taluk, Thiruvannamalai District was OV since 24-04-2008. He has been involved in 11 house breaking cases in Kanchipuram, Thiruvannamalai and Villuppuram District. His FP were identified through the chance prints in which properties including Gold Jewels and cash, all worth about Rs.2,91,000/- was involved. One more case in Kancheepuram district – Sivakanchi PS.Cr.No.396/09 U/s.457, 380 IPC was identified with the fingerprints of the above accused.
- The fingerprints of Marimuthu@ Mariappan S/o Saravanan, Kumaresan Nagar were found in the SOC of Sankarankoil P.S Cr.No. 399/08 U/s 454,457-380 IPC, Thiruvenkadam Ps. Cr.No.39/07 U/s 457-380 IPC. 72 ½ Sov. gold jewels worth about Rs. 4,29,000/- had been stolen. One more case concerned in Thiruvenkadam Ps. Cr.No.119/07 U/s 457-380 IPC was also identified in which property worth about Rs.67,900/- was lost.

Details of the Off-Shoot cases.

Sl.No	District	PoliceStation, Cr.No.& sec.	Property Lost
1	Tirunelveli Dist.	Thiruvenkadam PS. Cr.No.33/08 U/s.457,380 IPC	Worth Rs. 45,000/-
2	-do-	Thiruvenkadam PS. Cr.No.140/09 U/s.457,380 IPC	Worth Rs4,500/-
3	-do-	Sankarankoil Town PS. Cr.No.36/09 U/s.457,380 IPC	Worth Rs. 4,900/-

- Involvement of NL Ex-convict Jaffer Ali S/o Masthan Sahib, Pattarakarai street, Thiruchendur, Tuticorin Dist, as an accused in two Shop Theft cases in Madurai City- B1 Vilakkuthoon Ps. Cr.No.818/09 & 829/09 U/s 457- 380 IPC., in which 91 Mobile phones, cash, disposable plastic cup bundle and Ranger bicycle all worth about Rs. 1,94,300/- were stolen, was fixed through the chance prints developed at the scene of crime. His finger print slip had already been received in SDFPB, Madurai City vide B10 Thilagarthidal Ps. Cr.No. 512/2001 U/s 457, 380 IPC.

Utilisation of FACTS:

- ❖ Chance prints are being received from districts by e-mail and verified by FP Experts. 531 chance prints were submitted for matching with existing FACTS database during June, 2009. No match was found for any one of 531 chance prints submitted.
- ❖ Size of the edited chance print in database as on 30.6.2009 : 11,061 prints.
- ❖ Identification through FACTS during the month of June 2009 = Nil.

Efforts undertaken to update records.

Details of database size at central site are :-

(i). Uploading of FP records

S. No.	Particulars	Database (May 2009)	Added in June 2009	Total
1	FACTS Central site:	179815	4837	184652

(ii). Daily Arrest query and retrieval: (10 digit match)

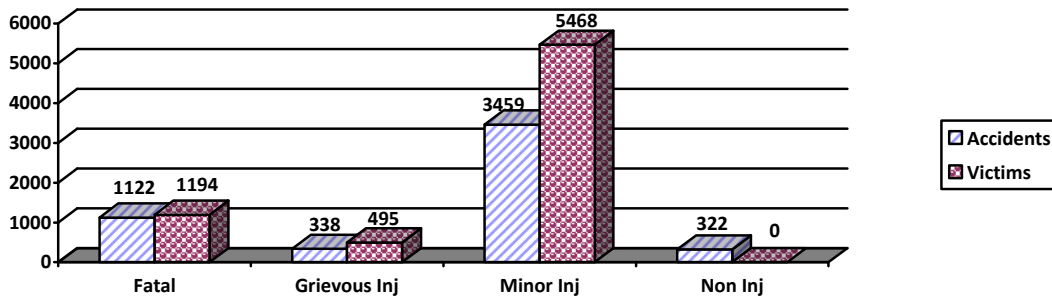
S. No.	Particulars	Query during June 2009	Result	% of match
1	FACTS Central site:	2042	205	10.04%

Road Accidents

5241 Road accidents were reported during June, 2009, a decrease of 3% as against 5406 cases in June, 2008. Fatal accidents also decreased by **7.2%**. **1194** persons died in **1122** fatal accidents this month whereas **1320** persons in **1209** fatal accidents had died in May, 2009.

Nature of Accidents

Sl.No.	Type	Accidents	Victims
1	Fatal	1122	1194
2	Grievous Injury	338	495
3	Minor Injury	3459	5468
4	Non Injury	322	--
TOTAL		5241	7157



Number of Accidents by Type of Vehicles

Sl.No.	Vehicles	Accidents	Victims
1	Govt. Bus	383	678
2	Private Bus	327	554
3	Goods carriage	988	1181
4	L.M.Vehicles	1503	2175
5	2 Wheeler/3 Wheeler	1752	2221
6	Other slow Vehicles	288	348
TOTAL		5241	7157

Number of Accidents by classification of Roads

Sl.No.	Type of Roads	Accidents	Victims
1	National High Ways	1872	2524
2	State High Ways	1591	2258
3	Other Dist.Roads	1102	1410
4	Village Roads	676	965
TOTAL		5241	7157

Usefulness of Dog Squad in the Districts / Cities

Crime Work

During June-2009, the Dog Squad attended all 110 calls it received. Tirunelveli District had utilized the Services of the Dog Squad in 4 cases and found useful in 1 case.

Explosives & Other Work

During the month of June-2009 the Dog Squad received 743 calls and all calls were attended to. Madurai District had utilized the Services of the Dog Squad in 16 cases and found useful in 1 case.

(Details in Table 25)

Table - 1

INCIDENCE AND DETECTION OF MURDER AND PROPERTY CRIMES - JUNE - 2009

S. No.	Districts	MURDER		MURDER FOR GAIN		DACOITY		ROBBERY		BURGLARY		THEFT		TOTAL		%DET
		REP	DET	REP	DET	REP	DET	REP	DET	REP	DET	REP	DET	REP	DET	
1	Chennai City	7	6	0	0	2	2	4	2	27	2	132	89	172	101	59
2	Chennai Suburban	9	8	2	2	0	0	0	0	22	9	53	44	86	63	73
3	Coimbatore City	2	2	0	0	0	0	2	0	10	4	71	56	85	62	73
4	Madurai City	1	1	0	0	0	0	4	3	17	0	65	29	87	33	38
5	Trichy City	1	1	0	0	0	0	2	1	3	0	29	29	35	31	89
6	Salem City	1	0	0	0	0	0	3	2	5	1	34	30	43	33	77
7	Kanchipuram	4	4	0	0	0	0	0	0	6	3	26	24	36	31	86
8	Thiruvallur	1	1	0	0	1	1	0	0	7	3	8	5	17	10	59
9	Villupuram	6	6	1	1	1	1	3	2	8	3	33	24	52	37	71
10	Cuddalore	3	3	0	0	0	0	2	1	11	3	33	29	49	36	73
11	Vellore	4	3	0	0	0	0	0	0	7	3	33	24	44	30	68
12	Thiruvannamalai	4	4	0	0	0	0	0	0	6	1	11	8	21	13	62
	North Zone	22	21	1	1	2	2	5	3	45	16	144	114	219	157	72
13	Salem	1	1	0	0	0	0	0	0	7	3	19	14	27	18	67
14	Namakkal	4	3	0	0	1	1	3	1	3	2	46	33	57	40	70
15	Dharmapuri	3	3	0	0	0	0	1	0	3	0	9	8	16	11	69
16	Krishnagiri	5	4	0	0	0	0	4	3	6	5	23	19	38	31	82
17	Coimbatore	1	1	0	0	2	1	1	0	9	3	46	25	59	30	51
18	Thiruppur	7	4	0	0	1	0	5	5	17	6	96	51	126	66	52
19	Erode	5	5	1	1	0	0	1	0	12	4	35	24	54	34	63
20	The Nilgiris	2	1	0	0	0	0	0	0	3	1	2	2	7	4	57
	West Zone	28	22	1	1	4	2	15	9	60	24	276	176	384	234	61
21	Trichy	5	4	0	0	0	0	1	0	5	1	15	12	26	17	65
22	Karur	4	3	0	0	0	0	0	0	8	4	19	16	31	23	74
23	Pudukottai	6	3	0	0	0	0	0	0	2	0	8	7	16	10	63
24	Perambalur	0	0	0	0	0	0	1	0	1	1	7	7	9	8	89
25	Ariyalur	5	5	1	0	0	0	1	0	1	1	2	2	10	8	80
26	Thanjavur	7	7	0	0	0	0	1	0	13	4	34	30	55	41	75
27	Nagapattinam	4	4	0	0	0	0	1	0	7	5	15	14	27	23	85
28	Thiruvarur	0	0	0	0	0	0	0	0	4	1	12	3	16	4	25
	Central Zone	31	26	1	0	0	0	5	0	41	17	112	91	190	134	71
29	Tirunelveli City	0	0	1	0	0	0	1	0	7	0	15	7	24	7	29
30	Madurai	4	3	1	1	0	0	4	2	16	2	22	8	47	16	34
31	Virudunagar	9	6	0	0	0	0	4	0	10	7	39	36	62	49	79
32	Dindigul	7	6	0	0	0	0	1	0	6	2	26	17	40	25	63
33	Theni	4	4	0	0	0	0	1	1	4	0	12	9	21	14	67
34	Ramanathapuram	1	1	0	0	0	0	2	0	9	4	24	14	36	19	53
35	Sivagangai	5	5	0	0	0	0	0	0	4	0	32	31	41	36	88
36	Tirunelveli	10	10	0	0	0	0	10	2	14	4	49	33	83	49	59
37	Thoothukudi	5	4	0	0	0	0	2	2	13	4	44	22	64	32	50
38	Kanyakumari	5	5	0	0	0	0	12	4	11	1	40	16	68	26	38
	South Zone	50	44	2	1	0	0	37	11	94	24	303	193	486	273	56
39	Chennai RP	0	0	0	0	0	0	2	1	0	0	26	11	28	12	43
40	Trichy RP	0	0	0	0	0	0	2	1	0	0	7	2	9	3	33
	RP Total	0	0	0	0	0	0	4	2	0	0	33	13	37	15	41
	STATE TOTAL	152	131	7	5	8	6	81	33	324	97	1252	864	1824	1136	62

Table - 2

INCIDENCE AND DETECTION OF MURDER AND PROPERTY CRIMES - UP TO JUNE - 2009

S. No.	Districts	MURDER		MURDER FOR GAIN		DACOITY		ROBBERY		BURGLARY		THEFT		TOTAL		%DET
		REP	DET	REP	DET	REP	DET	REP	DET	REP	DET	REP	DET	REP	DET	
1	Chennai City	49	48	4	3	4	4	49	38	232	120	924	649	1262	862	68
2	Chennai Suburban	33	32	7	6	1	1	19	15	148	93	392	348	600	495	83
3	Coimbatore City	11	11	1	0	2	2	13	11	71	39	376	294	474	357	75
4	Madurai City	17	17	0	0	1	1	10	7	40	10	227	160	295	195	66
5	Trichy City	9	9	0	0	0	0	5	3	15	6	172	147	201	165	82
6	Salem City	7	5	0	0	0	0	10	9	17	6	116	110	150	130	87
7	Kanchipuram	37	36	1	1	0	0	3	2	59	30	149	138	249	207	83
8	Thiruvallur	13	13	0	0	1	1	6	6	34	18	73	67	127	105	83
9	Villupuram	34	31	2	1	4	4	14	11	44	21	195	156	293	224	76
10	Cuddalore	23	23	0	0	0	0	6	3	50	25	249	198	328	249	76
11	Vellore	41	39	3	3	0	0	8	7	48	30	204	187	304	266	88
12	Thiruvannamalai	23	22	0	0	0	0	2	2	34	15	100	78	159	117	74
	North Zone Total	171	164	6	5	5	5	39	31	269	139	970	824	1460	1168	80
13	Salem	20	18	0	0	0	0	6	6	36	21	99	87	161	132	82
14	Namakkal	18	15	3	3	3	2	10	6	38	18	213	158	285	202	71
15	Dharmapuri	14	13	0	0	0	0	4	3	16	8	83	68	117	92	79
16	Krishnagiri	26	24	2	2	3	0	13	12	30	17	130	117	204	172	84
17	Coimbatore	18	13	0	0	7	5	20	6	84	27	242	142	371	193	52
18	Thiruppur	31	27	2	1	2	0	26	21	121	50	487	296	669	395	59
19	Erode	16	16	4	3	2	1	6	3	59	29	196	162	283	214	76
20	The Nilgiris	5	4	1	1	0	0	1	1	17	12	31	25	55	43	78
	West Zone Total	148	130	12	10	17	8	86	58	401	182	1481	1055	2145	1443	67
21	Trichy	18	17	1	1	0	0	1	0	21	12	84	79	125	109	87
22	Karur	11	10	1	1	0	0	2	2	16	11	84	78	114	102	89
23	Pudukottai	21	18	0	0	0	0	1	1	25	13	74	70	121	102	84
24	Perambalur	7	7	0	0	0	0	1	0	5	3	45	45	58	55	95
25	Ariyalur	24	24	2	1	2	2	5	3	13	7	39	39	85	76	89
26	Thanjavur	35	34	2	2	2	2	8	3	76	40	288	263	411	344	84
27	Nagapattinam	27	24	1	1	1	1	8	4	34	23	105	97	176	150	85
28	Thiruvarur	10	10	0	0	0	0	5	1	27	10	56	29	98	50	51
	Central Zone Total	153	144	7	6	5	5	31	14	217	119	775	700	1188	988	83
29	Tirunelveli City	6	6	1	0	0	0	7	6	36	12	149	98	199	122	61
30	Madurai	35	33	3	3	3	1	25	9	62	26	160	86	288	158	55
31	Virudunagar	30	26	0	0	0	0	14	13	72	44	183	123	299	206	69
32	Dindigul	37	31	2	1	1	1	21	12	29	9	150	122	240	176	73
33	Theni	22	22	1	1	0	0	6	6	26	17	86	69	141	115	82
34	Ramanathapuram	17	17	1	1	2	2	13	8	47	15	121	76	201	119	59
35	Sivagangai	20	19	0	0	2	1	5	4	25	10	114	98	166	132	80
36	Tirunelveli	45	44	1	1	2	0	47	19	106	40	251	166	452	270	60
37	Thoothukudi	27	25	1	1	2	2	7	6	113	39	324	182	474	255	54
38	Kanyakumari	21	21	3	3	1	1	73	36	97	33	229	118	424	212	50
	South Zone Total	260	244	13	11	13	8	218	119	613	245	1767	1138	2884	1765	61
39	Chennai RP	1	1	0	0	0	0	7	6	2	2	111	70	121	79	65
40	Trichy RP	0	0	0	0	0	0	3	2	0	0	44	30	47	32	68
	R.P Total	1	1	0	0	0	0	10	8	2	2	155	100	168	111	66
	STATE TOTAL	859	805	50	41	48	34	490	313	2025	961	7355	5525	10827	7679	71

Table – 2A

Crime Head-wise Analysis in May & June' 09

Particulars	May'09	Cr. Rate	June'09	Cr. Rate	%Var
Total IPC cases	14882	19.65	14581	19.25	-2.02
Murder	146	0.19	152	0.20	4.11
Murder for gain	9	0.01	7	0.01	-22.22
Dacoity	9	0.01	8	0.01	-11.11
Robbery*	195	0.26	215	0.28	7.7
Burglary	299	0.39	324	0.43	8.36
Theft	818	1.08	1252	1.65	53.06
Total SLL cases	45994	60.73	42704	56.39	-7.15

* Robbery includes snatching as directed in co-ordination meeting for June 2009

Chart – 1

City / District-wise No. of IPC cases Registered during June-2009

State Total	:	14581
State Average	:	365
Above the Average	:	21 Districts
Below the Average	:	19 Districts
Chennai city tops the list	:	928 cases.

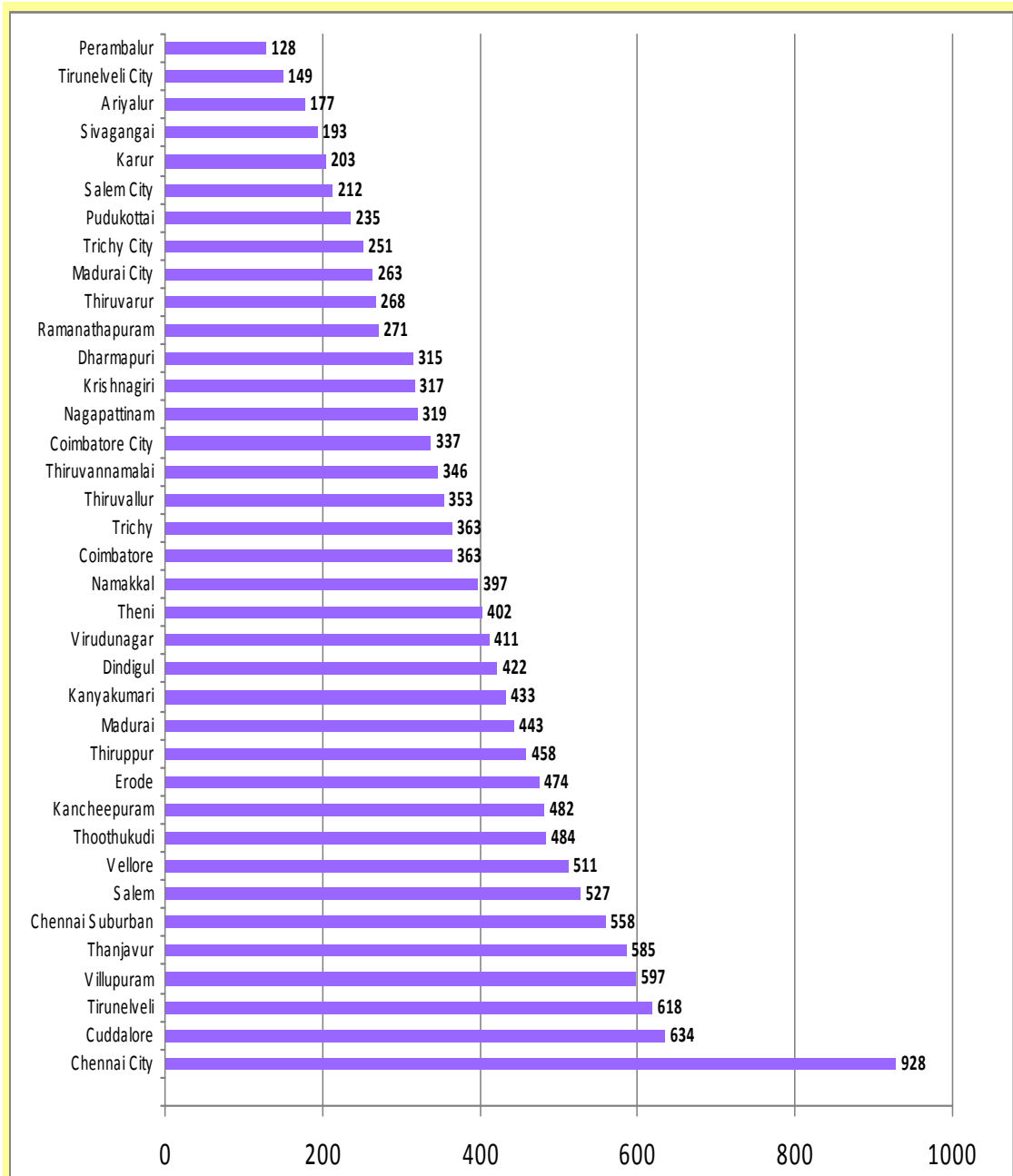


Chart - 2

Violent Offences – June 2009

State Total : 2128
State Average : 53
Above Average Districts : 18
Below Average Districts : 22
Salem tops the list.

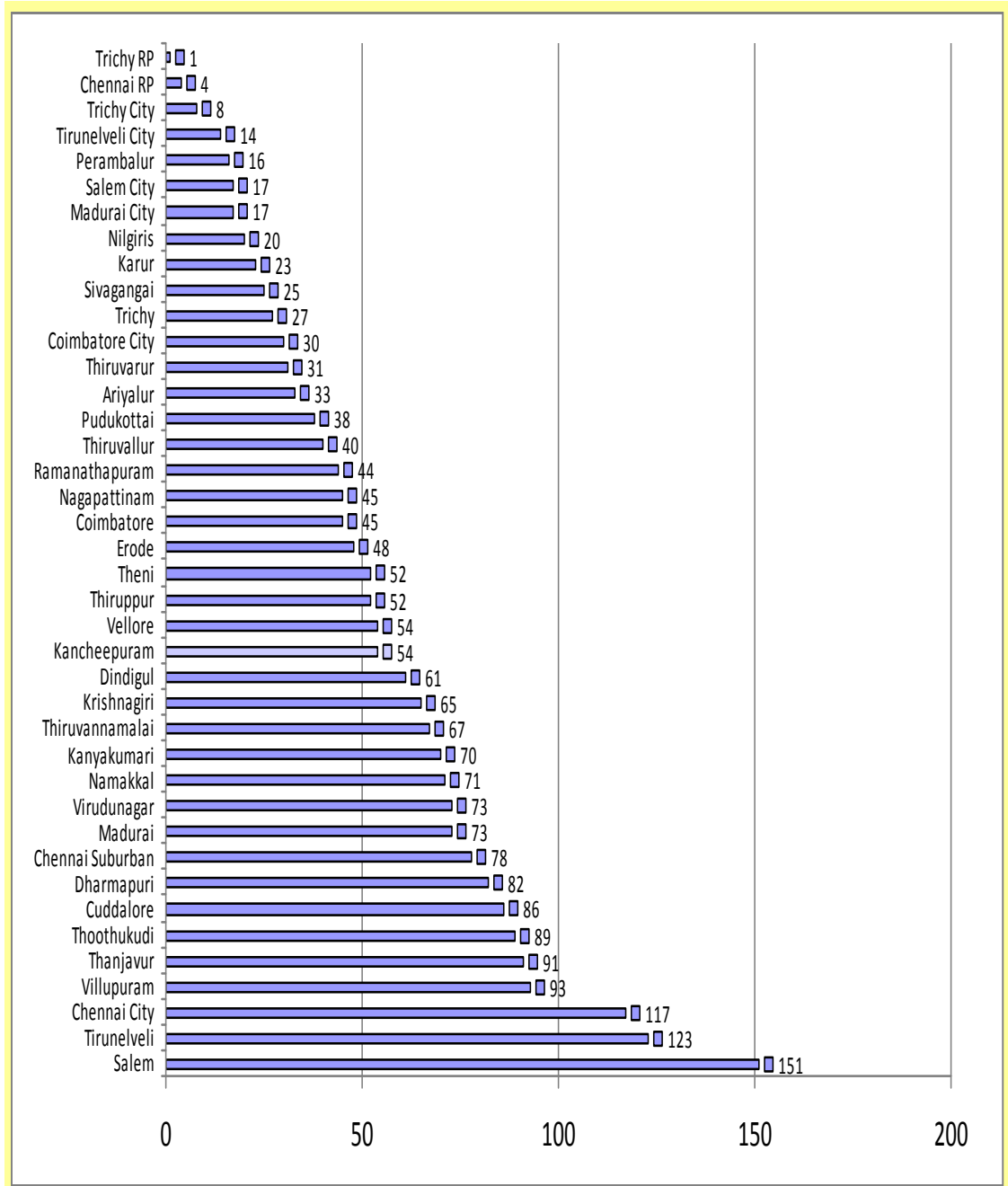


Table - 3

A COMPARATIVE STATEMENT OF MURDER AND PROPERTY CRIMES UP TO JUNE 2009 & 2008

S.No.	HEAD OF OFFENCES	Jun-09	FOR THE YEAR - 2009						Jun-08	FOR THE YEAR - 2008						PERCENTAGE OF VARIATION	
		UP TO JUNE - 2009									UP TO JUNE - 2008						
		REP	REP	UI	UN / OTHERS	PT	CON	ACQ	REP	REP	UI	UN / OTHERS	PT	CON	ACQ		
1	MURDER	152	859	475	34	350	0	0	140	812	435	29	345	2	1	5.79	
2	MURDER FOR GAIN	7	50	35	0	15	0	0	9	38	29	0	9	0	0	31.58	
3	DACOITY	8	48	34	1	13	0	0	1	36	25	0	11	0	0	33.33	
4	ROBBERY	81	490	289	2	196	0	3	50	304	148	1	152	3	0	61.18	
5	BURGLARY	324	2025	1305	25	653	41	1	284	1872	1067	8	737	59	1	8.17	
6	THEFT	1252	7355	2885	131	3736	596	7	1217	7004	2018	18	4291	662	15	5.01	
TOTAL		1824	10827	5023	193	4963	637	11	1701	10066	3722	56	5545	726	17	7.56	
% OF DETECTION		71%							77%								
PROPERTY LOST		Rs. 38.80 Crores							Rs. 26.48 Crores								
PROPERTY RECOVERED		Rs. 25.09 Crores							Rs. 18.84 Crores								
% OF RECOVERY		65%							71%								

Chart - 3

Property Crimes – June 2009

State Total	:	1673
State Average	:	42
Above Average Districts	:	17
Below Average Districts	:	23

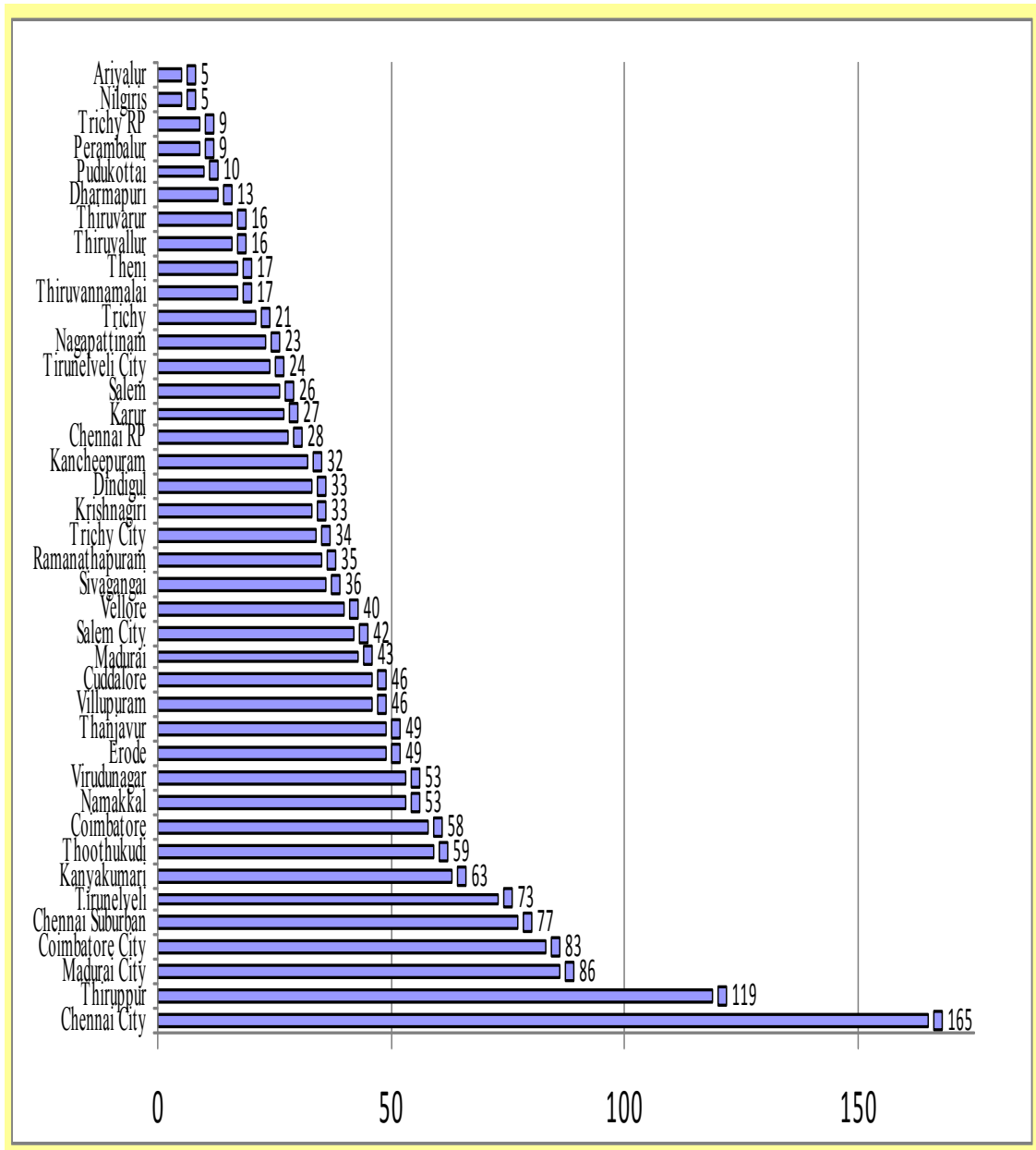


Table 4**Burglary Cases – June 2009**

City / Zone	REP	DET	PL (Lakhs)	PR(Lakhs)	Un-located
Chennai City	232	120	117.12	59.64	112
Chennai Sub	148	93	45.26	18.34	55
Cbe City	71	39	63.08	36.40	32
Madurai City	40	10	23.92	7.84	30
Trichy City	15	6	3.81	2.20	9
Salem City	17	6	5.51	0.86	11
North Zone	269	139	106.01	52.01	13
West Zone	401	182	179.03	58.38	219
Central Zone	217	119	98.97	35.04	98
South Zone	613	245	193.62	45.34	368
Railways	2	2	0.12	0.12	0
State Total	2025	961	836.46	316.16	1064

Table – 5

Theft Cases – June 2009

City / Zone	Rep	Det	PL	PR	Un-located
Chennai City	924	649	309.23	223.88	275
Chennai Sub	392	348	113.67	103.68	44
Cbe City	376	294	104.83	78.86	82
Madurai City	227	160	93.96	78.29	67
Trichy City	172	147	35.40	34.04	25
Salem City	116	110	29.46	26.94	6
North Zone	970	824	351.82	311.22	146
West Zone	1481	1055	578.33	459.16	426
Central Zone	775	700	206.42	181.43	75
South Zone	1767	1138	417.43	231.40	629
Railways	155	100	52.19	21.30	55
State Total	7355	5525	2292.74	1750.20	1830

- All figures in lakhs

Chart - 4

ITP Act cases – June 2009

State Total : 42
City/Zone Average : 4
Above Average City / Zone : 4
Below Average City / Zone : 7

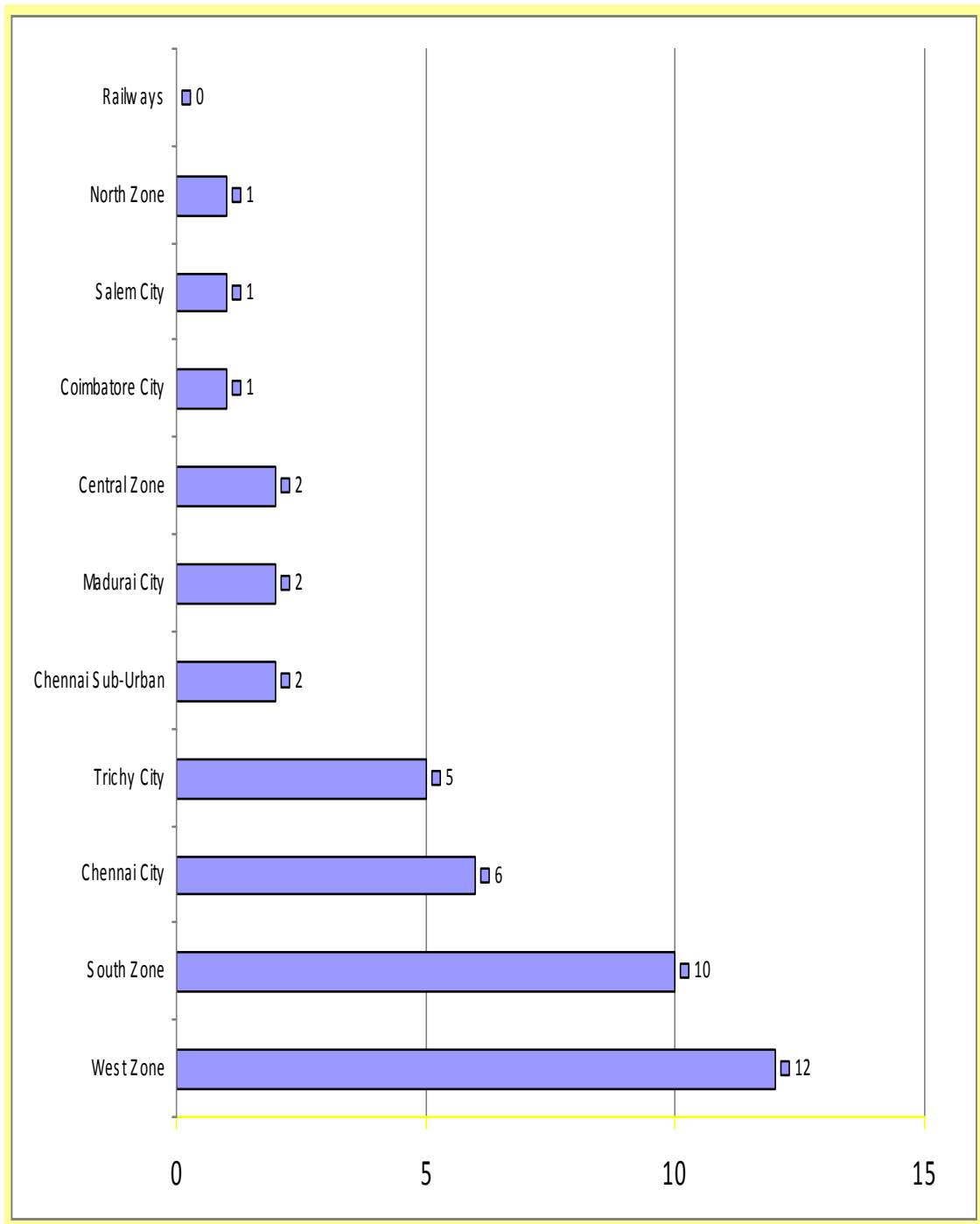


Chart – 5

SLL Cases – June 2009

State Total : 42704
State Average : 1068
Above the Average : 17 Districts
Below the Average : 23 Districts

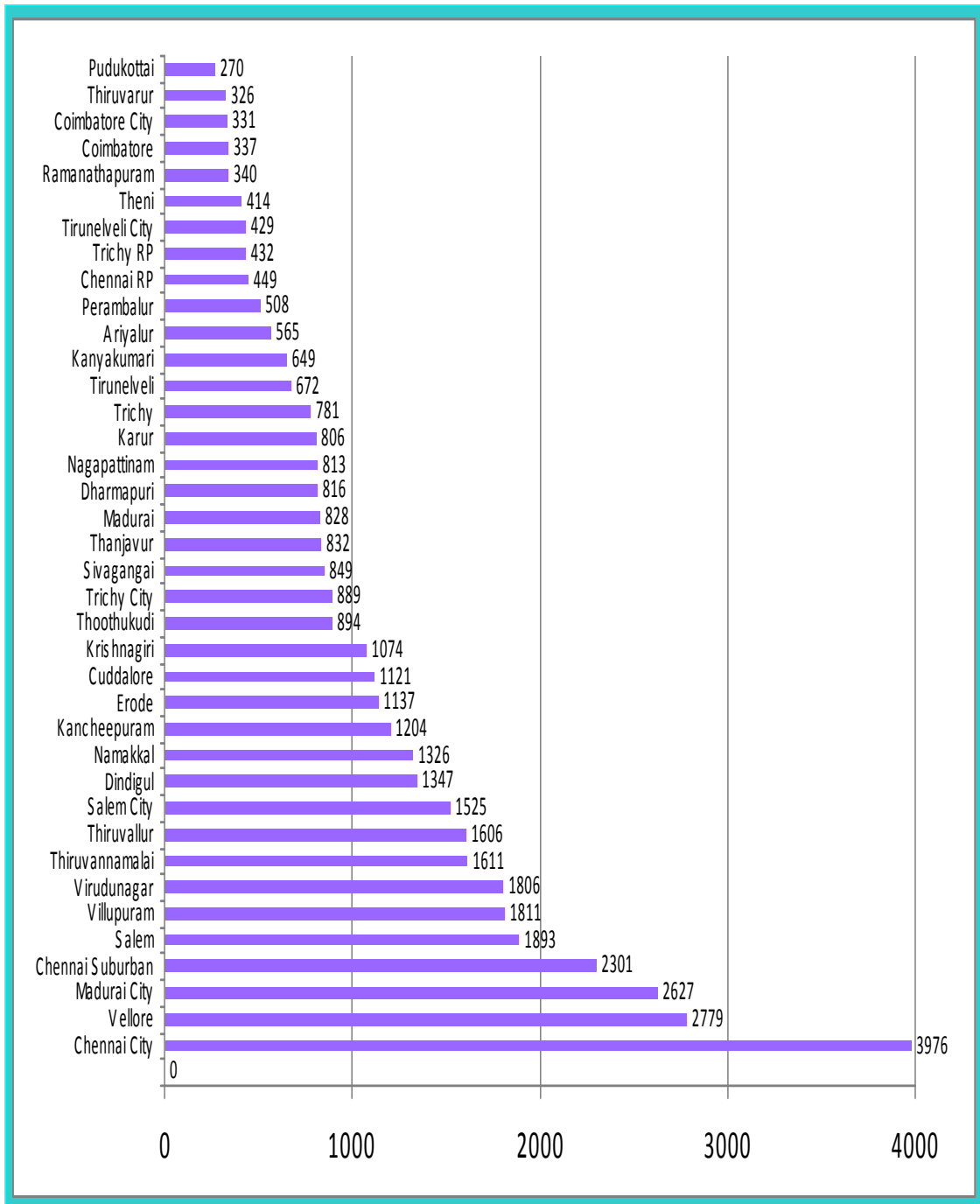


Table - 6
CRIME AGAINST WOMEN - REPORTED UP TO JUNE 2009

S. No.	DISTRICT/CITIES	RAPE	MOLESTATION	KIDNAPPING & ABDUCTION	DOWRY DEATHS	CRUELTY BY HUSBAND AND HIS RELATIVES	IMPORTATION OF GIRLS	DOWRY PROHIBITION ACT	TOTAL
1	CHENNAI CITY	18	22	16	12	77	0	0	145
2	CHENNAI SUB-URBAN	23	20	15	10	27	0	2	97
3	COIMBATORE CITY	2	7	6	1	13	0	0	29
4	MADURAI CITY	2	4	5	2	30	0	0	43
5	TRICHY CITY	2	5	9	0	5	0	0	21
6	SALEM CITY	12	8	7	1	18	0	0	46
7	KANCHIPURAM	16	4	9	6	16	0	1	52
8	THIRUVALLUR	3	15	7	4	12	0	1	42
9	VILLUPURAM	25	39	31	4	13	0	17	129
10	CUDDALORE	10	22	17	5	15	0	0	69
11	VELLORE	5	10	23	4	11	0	15	68
12	THIRUVANNAMALAI	10	13	7	1	13	0	0	44
	NORTH ZONE TOTAL	69	103	94	24	80	0	34	404
13	SALEM	14	48	38	0	27	0	0	127
14	NAMAKKAL	8	19	20	0	8	0	5	60
15	DHARMAPURI	3	35	22	5	15	0	0	80
16	KRISHNAGIRI	3	18	16	1	9	0	0	47
17	COIMBATORE	4	24	10	1	28	0	0	67
18	THIRUPPUR	5	26	17	3	20	0	0	71
19	ERODE	5	16	23	2	4	0	5	55
20	THE NILGIRIS	2	3	3	0	2	0	2	12
	WEST ZONE TOTAL	44	189	149	12	113	0	12	519
21	TRICHY	4	15	7	5	12	0	0	43
22	KARUR	3	5	5	2	4	0	0	19
23	PUDUKOTTAI	4	13	10	2	10	0	0	39
24	PERAMBALUR	6	5	4	2	1	0	2	20
25	ARIYALUR	7	15	8	2	4	0	1	37
26	THANJAVUR	4	37	19	4	3	0	11	78
27	NAGAPATTINAM	5	17	14	2	12	0	0	50
28	THIRUVARUR	1	6	8	0	3	0	4	22
	CENTRAL ZONE TOTAL	34	113	75	19	49	0	18	308
29	TIRUNELVELI CITY	1	4	13	0	4	0	8	30
30	MADURAI	12	40	24	2	34	0	0	112
31	VIRUDHUNAGAR	10	23	15	2	38	0	0	88
32	DINDIGUL	5	23	29	0	32	0	1	90
33	THENI	2	21	12	2	20	0	0	57
34	RAMANATHAPURAM	4	13	27	0	13	0	3	60
35	SIVAGANGAI	4	8	11	0	11	0	3	37
36	TIRUNELVELI	28	48	33	2	47	0	0	158
37	THOOTHUKUDI	10	2	19	2	16	0	1	50
38	KANYAKUMARI	4	16	24	3	43	0	0	90
	SOUTH ZONE TOTAL	80	198	207	13	258	0	16	772
39	CHENNAI RP	0	4	0	0	0	0	0	4
40	TRICHY RP	0	0	0	0	1	0	0	1
	R.P TOTAL	0	4	0	0	1	0	0	5
	TOTAL	286	673	583	94	671	0	82	2389

Table - 7

DISPOSAL OF CRIME AGAINST WOMEN CASES BY POLICE (HEAD WISE) UP TO 30.06.2009

S.No.	HEADS	TOTAL NO. OF CASES FOR INVESTIGATION INCLUDING PENDING CASES AT THE BEGINNING OF JUNE 2009				INVESTIGATION WAS REFUSED/ TRANSFERRED	CHARGE FOUND FALSE/ MISTAKE OF FACT OR LAW ETC.	FINAL REPORT TRUE SUBMITTED	CHARGE SHEETS WERE SUBMITTED	TOTAL (7 TO 10)	NO.OF CASES PENDING FOR INVESTIGATION AT THE END OF JUNE 2009			
		BELOW 1 YEAR	1 TO 3 YEARS	3 TO 10 YEARS	TOTAL (3 to 5)						BELOW 1 YEAR	1 TO 3 YEARS	3 TO 10 YEARS	TOTAL (12 to 14)
(1)	(2)	(3)	(4)	(5)	(6)	(7)	(8)	(9)	(10)	(11)	(12)	(13)	(14)	(15)
1	RAPE	400	133	11	544	0	3	3	18	24	359	138	23	520
2	MOLESTATION	514	53	4	571	0	15	2	79	96	420	51	4	475
3	KIDNAPPING AND ABDUCTION	789	183	23	995	0	35	10	21	66	724	182	23	929
4	DOWRY DEATHS	105	48	0	153	0	1	0	14	15	91	47	0	138
5	CRUELTY BY HUSBAND AND HIS RELATIVES	672	130	1	803	2	14	13	70	99	575	129	0	704
6	IMPORTATION OF GIRLS	0	0	0	0	0	0	0	0	0	0	0	0	0
7	DOWRY PROHIBITION ACT	99	11	0	110	0	2	0	16	18	81	11	0	92
8	SEXUAL HARASSMENT	310	50	0	360	0	3	1	57	61	249	50	0	299
TOTAL		2889	608	39	3536	2	73	29	275	379	2499	608	50	3157

Table - 8

DISPOSAL OF CRIME AGAINST WOMEN CASES BY COURTS (HEAD WISE) UP TO 30.06.2009

S.No.	HEADS	PENDING TRIAL INCLUDING PENDING CASES AT THE BEGINNING OF JUNE 2009					WITHDRAWN BY GOVT.	COMPOUNDED	CONVICTED	ACQUITTED (OR) DISCHARGED	TOTAL (8 to 11)	PENDING TRIAL AT THE END OF JUNE 2009				
		BELOW 1 YEAR	1 TO 5 YEARS	6 TO 10 YEARS	ABOVE 10 YEARS	TOTAL (3 to 6)						BELOW 1 YEAR	1 TO 5 YEARS	6 TO 10 YEARS	ABOVE 10 YEARS	TOTAL (13 to 16)
(1)	(2)	(3)	(4)	(5)	(6)	(7)	(8)	(9)	(10)	(11)	(12)	(13)	(14)	(15)	(16)	(17)
1	RAPE	579	682	120	24	1405	0	0	3	13	16	568	679	118	24	1389
2	MOLESTATION	1905	1367	145	17	3434	0	0	20	47	67	1686	1345	319	17	3367
3	KIDNAPPING AND ABDUCTION	585	411	51	12	1059	0	0	3	4	7	527	420	93	12	1052
4	DOWRY DEATHS	320	358	73	19	770	0	0	2	16	18	322	350	70	10	752
5	CRUELTY BY HUSBAND AND HIS RELATIVES	1874	1387	107	30	3398	0	6	4	35	45	1816	1407	99	31	3353
6	IMPORTATION OF GIRLS	0	0	0	0	0	0	0	0	0	0	0	0	0	0	0
7	DOWRY PROHIBITION ACT	356	326	24	0	706	0	0	1	16	17	344	323	22	0	689
8	SEXUAL HARASSMENT	1136	649	39	1	1825	0	0	26	4	30	1041	715	38	1	1795
TOTAL		6755	5180	559	103	12597	0	6	59	135	200	6304	5239	759	95	12397

Table - 9
CASES OF MISSING PERSONS REPORTED AND TRACED JUNE - 2009

Sl. No.	Districts/ Cities	Missing person reported						Traced						Un-traced					
		No. of cases Reported	No. of Persons Involved					No. of cases Detected	No. of Persons Traced					No. of cases Un-detected	No. of Persons Un-traced				
			Male	Female	Below 18 years		Total		Male	Female	Below 18 years		Total		Male	Female	Below 18 years		Total
					Boys	Girls					Boys	Girls					Boys	Girls	
1	CHENNAI CITY	130	33	35	17	45	130	60	9	13	7	31	60	70	24	22	10	14	70
2	CHENNAI SUBURBAN	59	15	16	10	18	59	38	5	10	7	16	38	21	10	6	3	2	21
3	KANCHIPURAM	13	3	1	1	8	13	6	1	1	0	4	6	7	2	0	1	4	7
4	THIRUVALLUR	23	6	8	2	7	23	8	2	3	0	3	8	15	4	5	2	4	15
5	VILLUPURAM	6	1	4	1	0	6	2	0	2	0	0	2	4	1	2	1	0	4
6	CUDDALORE	4	2	0	1	1	4	1	0	0	0	1	1	3	2	0	1	0	3
7	VELLORE	18	6	7	5	1	19	5	1	3	2	0	6	13	5	4	3	1	13
8	TIRUVANNAMALAI	2	1	0	1	0	2	0	0	0	0	0	0	2	1	0	1	0	2
	NORTH ZONE	66	19	20	11	17	67	22	4	9	2	8	23	44	15	11	9	9	44
9	COIMBATORE CITY	7	2	3	1	2	8	2	0	1	1	1	3	5	2	2	0	1	5
10	SALEM CITY	6	2	2	0	2	6	6	2	2	0	2	6	0	0	0	0	0	0
11	SALEM	11	2	3	4	2	11	5	1	2	1	1	5	6	1	1	3	1	6
12	NAMAKKAL	9	1	4	2	2	9	6	0	3	1	2	6	3	1	1	1	0	3
13	DHARMAPURI	2	2	0	0	0	2	1	1	0	0	0	1	1	1	0	0	0	1
14	KRISHNAGIRI	5	0	0	1	4	5	4	0	0	0	4	4	1	0	0	1	0	1
15	COIMBATORE	3	2	0	1	0	3	1	0	0	1	0	1	2	2	0	0	0	2
16	TIRUPPUR	7	5	0	2	0	7	3	1	0	2	0	3	4	4	0	0	0	4
17	ERODE	6	3	1	3	1	8	1	0	0	0	1	1	5	3	1	3	0	7
18	NILGIRIS	0	0	0	0	0	0	0	0	0	0	0	0	0	0	0	0	0	0
	WEST ZONE	56	19	13	14	13	59	29	5	8	6	11	30	27	14	5	8	2	29
19	TRICHY CITY	2	2	0	0	0	2	0	0	0	0	0	0	2	2	0	0	0	2
20	TRICHY	5	0	3	0	2	5	2	0	1	0	1	2	3	0	2	0	1	3
21	KARUR	1	1	0	0	0	1	0	0	0	0	0	0	1	1	0	0	0	1
22	PUDUKOTTAI	1	1	0	0	0	1	1	1	0	0	0	1	0	0	0	0	0	0
23	PERAMBALUR	1	1	0	0	0	1	0	0	0	0	0	0	1	1	0	0	0	1
24	ARIYALUR	1	0	0	0	1	1	1	0	0	0	1	1	0	0	0	0	0	0
25	THANJAVUR	7	3	1	0	3	7	2	0	1	0	1	2	5	3	0	0	2	5
26	NAGAPATTINAM	4	3	1	1	1	6	2	1	0	1	0	2	2	2	1	0	1	4
27	TIRUVARUR	1	0	1	0	0	1	0	0	0	0	0	0	1	0	1	0	0	1
	CENTRAL ZONE	23	11	6	1	7	25	8	2	2	1	3	8	15	9	4	0	4	17
28	MADURAI CITY	4	1	2	0	1	4	2	0	1	1	0	2	2	1	1	-1	1	2
29	TIRUNELVELI CITY	9	2	4	3	0	9	6	1	4	1	0	6	3	1	0	2	0	3
30	MADURAI	2	0	0	1	1	2	1	0	0	0	1	1	1	0	0	1	0	1
31	VIRUDHUNAGAR	13	2	5	2	4	13	7	1	2	0	4	7	6	1	3	2	0	6
32	DINDIGUL	1	1	0	0	0	1	0	0	0	0	0	0	1	1	0	0	0	1
33	THENI	6	1	0	3	2	6	5	1	0	2	2	5	1	0	0	1	0	1
34	RAMANATHAPURAM	2	0	1	0	1	2	0	0	0	0	0	0	2	0	1	0	1	2
35	SIVAGANGAI	1	0	1	0	0	1	0	0	0	0	0	0	1	0	1	0	0	1
36	TIRUNELVELI	7	3	1	1	2	7	1	1	0	0	0	1	6	2	1	1	2	6
37	THOOTHUKUDI	15	3	10	1	1	15	7	0	6	0	1	7	8	3	4	1	0	8
38	KANYAKUMARI	13	4	6	2	1	13	5	0	2	2	1	5	8	4	4	0	0	8
	SOUTH ZONE	73	17	30	13	13	73	34	4	15	6	9	34	39	13	15	7	4	39
39	RP/CHENNAI	1	0	0	0	1	1	1	0	0	0	1	1	0	0	0	0	0	0
40	RP/TRICHY	0	0	0	0	0	0	0	0	0	0	0	0	0	0	0	0	0	0
	RAILWAYS	1	0	0	0	1	1	1	0	0	0	1	1	0	0	0	0	0	0
	TOTAL	408	114	120	66	114	414	192	29	57	29	79	194	216	85	63	37	35	220

Table – 10

Reported and Traced District/City wise

DISTRICT/CITY	REP.	TRA.	DISTRICT/CITY	REP.	TRA.
Chennai City	130	60	Nagapattinam	6	2
Chennai Suburban	59	38	Trichy	5	2
Thiruvallur	23	8	Krishnagiri	5	4
Vellore	19	6	Madurai City	4	2
Thoothukudi	15	7	Cuddalore	4	1
Virudhunagar	13	7	Coimbatore	3	1
Kanyakumari	13	5	Trichy City	2	Nil
Kanchipuram	13	6	Tiruvannamalai	2	Nil
Salem	11	5	Ramanathapuram	2	Nil
Tirunelveli City	9	6	Madurai	2	1
Namakkal	9	6	Dharmapuri	2	1
Erode	8	1	Tiruvarur	1	Nil
Coimbatore City	8	3	Sivagangai	1	Nil
Tiruppur	7	3	RP/Chennai	1	1
Tirunelveli	7	1	Pudukottai	1	1
Thanjavur	7	2	Perambalur	1	Nil
Villupuram	6	2	Karur	1	Nil
Theni	6	5	Dindigul	1	Nil
Salem City	6	6	Ariyalur	1	1

★ No case was reported in The Nilgiris, and RP/Trichy districts.

★ Tiruvannamalai, Ramanathapuram, Tiruvarur, Sivagangai, Perambalur, Karur, and Dindigul district Trichy City, did not trace any person during this month.

Table - 11

CASES OF MISSING PERSONS REPORTED AND TRACED UP TO JUNE - 2009

Sl. No.	Districts/ Cities	Missing person reported						Traced						Un-traced					
		No. of cases Reported	No. of Persons Involved					No. of cases Detected	No. of Persons Traced					No. of cases Un-detected	No. of Persons Un-traced				
			Male	Female	Below 18 years		Total		Male	Female	Below 18 years		Total		Male	Female	Below 18 years		Total
					Boys	Girls					Boys	Girls					Boys	Girls	
1	CHENNAI CITY	644	193	199	71	181	644	363	85	116	37	125	363	281	108	83	34	56	281
2	CHENNAI SUBURBAN	353	99	88	47	119	353	253	55	63	36	99	253	100	44	25	11	20	100
3	KANCHIPURAM	81	18	12	7	44	81	49	6	8	5	21	40	32	12	4	2	23	41
4	THIRUVALLUR	62	22	11	8	21	62	34	10	6	4	14	34	28	12	5	4	7	28
5	VILLUPURAM	22	8	9	4	1	22	9	3	4	1	1	9	13	5	5	3	0	13
6	CUDDALORE	18	4	3	5	6	18	12	1	1	4	6	12	6	3	2	1	0	6
7	VELLORE	80	22	37	17	13	89	38	8	22	9	6	45	42	14	15	8	7	44
8	TIRUVANNAMALAI	17	9	4	2	5	20	9	4	2	1	5	12	8	5	2	1	0	8
	NORTH ZONE	280	83	76	43	90	292	151	32	43	24	53	152	129	51	33	19	37	140
9	COIMBATORE CITY	49	9	15	10	19	53	27	1	6	8	15	30	22	8	9	2	4	23
10	SALEM CITY	39	8	15	5	11	39	29	7	11	3	10	31	10	1	4	2	1	8
11	SALEM	34	4	13	7	10	34	18	2	6	2	8	18	16	2	7	5	2	16
12	NAMAKKAL	39	7	16	4	12	39	24	3	11	1	9	24	15	4	5	3	3	15
13	DHARMAPURI	15	8	1	5	1	15	7	3	0	3	1	7	8	5	1	2	0	8
14	KRISHNAGIRI	33	6	3	12	12	33	23	2	3	8	10	23	10	4	0	4	2	10
15	COIMBATORE	36	9	12	4	11	36	21	2	7	2	10	21	15	7	5	2	1	15
16	TIRUPPUR	26	15	1	6	4	26	14	6	0	5	3	14	12	9	1	1	1	12
17	ERODE	47	17	11	11	12	51	30	7	6	7	10	30	17	10	5	4	2	21
18	NILGIRIS	7	3	0	2	4	9	3	1	0	2	1	4	4	2	0	0	3	5
	WEST ZONE	325	86	87	66	96	335	196	34	50	41	77	202	129	52	37	25	19	133
19	TRICHY CITY	15	7	2	3	3	15	7	2	2	1	2	7	8	5	0	2	1	8
20	TRICHY	17	2	6	3	6	17	10	1	3	1	5	10	7	1	3	2	1	7
21	KARUR	7	4	2	0	1	7	4	1	2	0	1	4	3	3	0	0	0	3
22	PUDUKOTTAI	10	5	0	2	3	10	8	4	0	2	2	8	2	1	0	0	1	2
23	PERAMBALUR	5	2	0	2	1	5	3	0	0	2	1	3	2	2	0	0	0	2
24	ARIYALUR	5	1	0	2	2	5	2	0	0	1	1	2	3	1	0	1	1	3
25	THANJAVUR	35	14	7	4	10	35	21	5	6	3	7	21	14	9	1	1	3	14
26	NAGAPATTINAM	26	13	9	2	7	31	19	10	5	2	5	22	7	3	4	0	2	9
27	TIRUVARUR	9	0	4	4	1	9	8	0	3	4	1	8	1	0	1	0	0	1
	CENTRAL ZONE	129	48	30	22	34	134	82	23	21	16	25	85	47	25	9	6	9	49
28	MADURAI CITY	17	4	10	1	2	17	5	1	3	1	0	5	12	3	7	0	2	12
29	TIRUNELVELI CITY	30	10	9	7	4	30	18	4	8	4	2	18	12	6	1	3	2	12
30	MADURAI	37	6	11	8	12	37	19	1	6	3	9	19	18	5	5	5	3	18
31	VIRUDHUNAGAR	51	11	16	12	12	51	36	7	9	9	11	36	15	4	7	3	1	15
32	DINDIGUL	17	9	6	2	1	18	6	3	2	1	1	7	11	6	4	1	0	11
33	THENI	19	5	5	7	2	19	12	2	3	5	2	12	7	3	2	2	0	7
34	RAMANATHAPURAM	14	2	2	2	8	14	7	1	0	0	6	7	7	1	2	2	2	7
35	SIVAGANGAI	17	4	9	2	5	20	13	1	8	2	5	16	4	3	1	0	0	4
36	TIRUNELVELI	52	13	23	6	15	57	35	7	17	5	9	38	17	6	6	1	6	19
37	THOOTHUKUDI	84	20	43	17	10	90	56	9	28	15	9	61	28	11	15	2	1	29
38	KANYAKUMARI	62	21	22	11	8	62	39	7	16	10	5	38	23	14	6	1	3	24
	SOUTH ZONE	400	105	156	75	79	415	246	43	100	55	59	257	154	62	56	20	20	158
39	RP/CHENNAI	4	2	1	0	1	4	3	1	1	0	1	3	1	1	0	0	0	1
40	RP/TRICHY	1	1	0	0	0	1	1	1	0	0	0	1	0	0	0	0	0	0
	RAILWAYS	5	3	1	0	1	5	4	2	1	0	1	4	1	1	0	0	0	1
	TOTAL	2136	617	637	324	600	2178	1295	274	394	209	439	1316	841	343	243	115	161	862

Table - 12

OLD CASES OF MISSING PERSONS TRACED JUNE - 2009							
S.NO.	DISTRICT	No. of cases Detected	No. of Persons Traced				Total
			Male	Female	Below 18 years		
					Boys	Girls	
2007							
1	Chennai Suburban	2	0	1	1	0	2
2	Thiruvallur	1	0	0	1	0	1
3	Namakkal	6	0	2	1	3	6
4	Coimbatore	1	1	0	0	0	1
5	Erode	2	1	0	1	0	2
6	Thoothukudi	1	0	0	0	1	1
TOTAL		13	2	3	4	4	13
2008							
1	Chennai Suburban	2	0	1	0	1	2
2	Coimbatore City	3	0	3	0	0	3
3	Thiruvallur	1	1	0	0	0	1
4	Villupuram	1	1	0	0	0	1
5	Vellore	1	1	0	0	0	1
6	Namakkal	8	1	3	1	3	8
7	Erode	3	0	2	0	1	3
8	Thanjavur	1	1	0	0	0	1
9	Nagapattinam	1	4	1	0	0	5
10	Sivagangai	1	1	0	0	0	1
11	Kanniyakumari	1	0	1	0	0	1
TOTAL		23	10	11	1	5	27
GRAND TOTAL		36	12	14	5	9	40

Table – 12 A

Traced details of Children District/City wise:

★ 108 of 180 children missed during were traced.

DISTRICT/CITY	REP.	TRA.	DISTRICT/CITY	REP.	TRA.
Chennai City	62	38	Coimbatore City	3	2
Chennai Suburban	28	23	Trichy	2	1
Thiruvallur	9	3	Tiruppur	2	2
Kanchipuram	9	4	Thoothukudi	2	1
Virudhunagar	6	4	Salem City	2	2
Vellore	6	2	Nagapattinam	2	1
Salem	6	2	Madurai	2	1
Theni	5	4	Cuddalore	2	1
Krishnagiri	5	4	Villupuram	1	Nil
Namakkal	4	3	Tiruvannamalai	1	Nil
Erode	4	1	RP/Chennai	1	1
Tirunelveli City	3	1	Ramanathapuram	1	Nil
Tirunelveli	3	Nil	Madurai City	1	1
Thanjavur	3	1	Coimbatore	1	1
Kanyakumari	3	3	Ariyalur	1	1

TABLE 13
ZONE WISE FIRs REG / FORM-1 ENT- JAN-96 TO JUNE-2009

S.No	DISTRICT	TOTAL FIR's REG	TOTAL FORM-1 ENT.	%	VOL. INDEX	WORK INDEX	PERF. INDEX
1	Adyar	164081	164035	99.97	0.290	3565.978	1034.471
2	Mylapore	151479	151423	99.96	0.268	2703.982	724.165
3	T.Nagar	193218	193218	100.00	0.342	EXCELLENT	EXCELLENT
4	Triplicane	217850	217839	99.99	0.385	19803.545	7627.494
5	Anna Nagar	193771	193771	100.00	0.343	EXCELLENT	EXCELLENT
6	Kilpauk	178448	178448	100.00	0.315	EXCELLENT	EXCELLENT
7	Flower Bazaar	142094	131542	92.57	0.251	12.466	3.132
8	Washermenpet	163158	162690	99.71	0.288	347.628	100.278
9	Pulianthoppu	172012	170057	98.86	0.304	86.986	26.454
10	Chennai Sub-Urban	565612	528185	93.38	1.000	14.112	14.112
Greater Chennai		2141723	2091208	97.64			
11	Kancheepuram	324357	323297	99.67	0.573	304.997	174.904
12	Thiruvallur	245190	245190	100.00	0.433	EXCELLENT	EXCELLENT
13	Villupuram	383504	382798	99.82	0.678	542.207	367.634
14	Cuddalore	338962	337670	99.62	0.599	261.354	156.625
15	Vellore	479690	479566	99.97	0.848	3867.468	3279.962
16	Thiruvannamalai	265941	265159	99.71	0.470	339.078	159.429
North Zone		2037644	2033680	99.81			
17	Salem City	246654	246654	100.00	0.436	EXCELLENT	EXCELLENT
18	Salem	382070	382070	100.00	0.675	EXCELLENT	EXCELLENT
19	Namakkal	216161	216162	100.00	0.382	EXCELLENT	EXCELLENT
20	Dharmapuri & Krishnagiri	443948	443948	100.00	0.785	EXCELLENT	EXCELLENT
22	Coimbatore City	233716	233716	100.00	0.413	EXCELLENT	EXCELLENT
22	Coimbatore	336753	321763	95.55	0.595	21.465	12.780
23	Erode	279936	279936	100.00	0.495	EXCELLENT	EXCELLENT
24	The Nilgiris	122142	122142	100.00	0.216	EXCELLENT	EXCELLENT
West Zone		2261380	2246391	99.34			
25	Trichy city	137768	137768	100.00	0.244	EXCELLENT	EXCELLENT
26	Trichy	210495	210495	100.00	0.372	EXCELLENT	EXCELLENT
27	Perambalur & Arivalur	171204	171204	100.00	0.303	EXCELLENT	EXCELLENT
28	Karur	126103	126103	100.00	0.223	EXCELLENT	EXCELLENT
29	Pudukottai	165760	165760	100.00	0.293	EXCELLENT	EXCELLENT
30	Thanjavur	275794	275794	100.00	0.488	EXCELLENT	EXCELLENT
31	Thiruvavur	147423	147423	100.00	0.261	EXCELLENT	EXCELLENT
32	Nagapattinam	269181	266922	99.16	0.476	118.159	56.233
Central Zone		1503728	1501469	99.85			
33	Madurai City	372110	372110	100.00	0.658	EXCELLENT	EXCELLENT
34	Madurai	217222	217222	100.00	0.384	EXCELLENT	EXCELLENT
35	Virudhunagar	223249	223249	100.00	0.395	EXCELLENT	EXCELLENT
36	Dindigul	291896	291896	100.00	0.516	EXCELLENT	EXCELLENT
37	Theni	144506	144213	99.80	0.255	492.195	125.749
38	Ramanathapuram	129599	129599	100.00	0.229	EXCELLENT	EXCELLENT
39	Sivagangai	141263	141263	100.00	0.250	EXCELLENT	EXCELLENT
40	Tirunelveli City	106504	106504	100.00	0.188	EXCELLENT	EXCELLENT
41	Tirunelveli	284633	284633	100.00	0.503	EXCELLENT	EXCELLENT
42	Thoothukudi	219527	219527	100.00	0.388	EXCELLENT	EXCELLENT
43	Kanyakumari	306237	306237	100.00	0.541	EXCELLENT	EXCELLENT
South zone		2436746	2436453	99.99			
44	Railway Chennai	127258	127258	100.00	0.225	EXCELLENT	EXCELLENT
45	Railway Trichy	114973	113772	98.96	0.203	94.731	19.256
Railways		242231	241030	99.50			
TOTAL		10623452	10550231	99.31			

**TABLE 14
DISTRICTWISE FORM I- VII ENTERED FROM JAN-2009 TO JUNE-2009**

S.No	DISTRICT	JAN-09	FEB-09	MAR-09	APR-09	MAY-09	JUNE-09	TOTAL-1 (JAN-09 TO JUNE-09)	TOTAL- 2 (JAN-96 TO JUNE-09)
1	Adyar	0	2512	5037	4775	3706	4059	20089	268991
2	Mylapore	5053	5962	4798	4379	2794	2426	25412	364628
3	T.Nagar	2698	3139	4902	5368	2813	3701	22621	330971
4	Triplicane	2575	3499	0	0	0	2478	8552	313790
5	Anna Nagar	1756	1930	1123	822	809	705	7145	284209
6	Kilpauk	1608	4058	2505	2300	1800	1805	14076	308191
7	Flower Bazaar	0	0	107	813	0	1970	2890	179565
8	Washermenpet	0	0	4652	1964	3473	3156	13245	224402
9	Pulianthoppu	5482	4917	5009	1873	0	0	17281	290053
10	Chennai Sub-Urban	0	0	0	0	0	0	0	608018
Greater Chennai		19172	26017	28133	22294	15395	20300	131311	3172818
11	Kancheepuram	4209	3943	5513	6129	4086	5156	29036	435960
12	Thiruvallur	4344	5330	4811	5866	4975	5783	31109	357695
13	Villupuram	2586	1502	3011	1876	2172	2830	13977	443166
14	Cuddalore	1647	1262	1940	1710	2976	1834	11369	435936
15	Vellore	5110	3681	3269	4413	3855	3212	23540	543924
16	Thiruvannamalai	2176	2194	2221	2415	2199	1766	12971	293333
North Zone		20072	17912	20765	22409	20263	20581	122002	2510014
17	Salem City	3964	3411	4114	6356	3330	1646	22821	424441
18	Salem	2486	2485	3544	2618	1934	1831	14898	501003
19	Namakkal	4094	4114	4339	4403	2924	4042	23916	385829
20	Dharmapuri &	3401	2535	2632	3240	3209	2181	17198	467736
21	Coimbatore City	2803	3172	3121	3282	2042	2001	16421	665425
22	Coimbatore	4049	4366	3890	1550	2027	3246	19128	640700
23	Erode	4858	4010	4043	2014	1689	4368	20982	545271
24	The Nilgiris	3536	3220	4339	1727	711	803	14336	381537
West Zone		29191	27313	30022	25190	17866	20118	149700	4011942
25	Trichy city	2762	2624	2819	2598	2376	2398	15577	371224
26	Trichy	2706	2200	3287	3291	2985	1275	15744	352535
27	Perambalur &	4097	4476	4943	3979	3905	4034	25434	302301
28	Karur	3284	2781	2393	2851	2681	3662	17652	192837
29	Pudukottai	4618	3641	5090	3263	3488	4024	24124	306374
30	Thanjavur	1909	2369	2314	2041	1759	1532	11924	430587
31	Thiruvarur	1467	1553	1570	1331	773	1670	8364	268548
32	Nagapattinam	1301	2009	196	1705	0	1100	6311	318455
Central Zone		22144	21653	22612	21059	17967	19695	125130	2542861
33	Madurai City	2108	4435	5135	5303	2839	4230	24050	638632
34	Madurai	2536	3309	5048	4537	1711	2725	19866	412347
35	Virudhunagar	5325	3545	3063	3694	2531	2521	20679	463764
36	Dindigul	5343	4053	2704	2955	2532	2792	20379	348989
37	Theni	1701	1406	1177	1460	1227	816	7787	318575
38	Ramanathapuram	7082	7039	5263	7173	7004	3033	36594	458627
39	Sivagangai	2008	2327	2112	2417	1624	1708	12196	353710
40	Tirunelveli City	2290	1576	2905	2450	1979	2274	13474	286406
41	Tirunelveli	2074	1660	2083	1989	1991	1663	11460	541311
42	Thoothukudi	2333	2161	2489	2466	1562	3534	14545	380522
43	Kanyakumari	2550	1854	2258	1693	1616	2030	12001	528830
South Zone		35350	33365	34237	36137	26616	27326	193031	4731713
44	Railway Chennai	1997	2371	2067	1552	2048	2100	12135	179455
45	Railway Trichy	3225	3230	3232	0	0	0	9687	243986
Railways		5222	5601	5299	1552	2048	2100	21822	423441
Grand Total		131151	131861	141068	128641	100155	110120	742996	17392789

TABLE 15
ZONE WISE FIRs REG/ FORM-II - VII ENT- JAN-96 TO JUNE-2009

S.No	DISTRICT	TOTAL FIR's REG	FORMS II - VII TO BE ENT.	TOTAL FORM-II - VII ENT.	%	VOL. INDEX	WORK INDEX	PERF. INDEX
1	Adyar	164081	492243	104956	21.32	0.290	0.27	0.08
2	Mylapore	151479	454437	213205	46.92	0.268	0.88	0.24
3	T.Nagar	193218	579654	137753	23.76	0.342	0.31	0.11
4	Triplicane	217850	653550	95951	14.68	0.385	0.17	0.07
5	Anna Nagar	193771	581313	90438	15.56	0.343	0.18	0.06
6	Kilpauk	178448	535344	129743	24.24	0.315	0.32	0.10
7	Flower Bazaar	142094	426282	48023	11.27	0.251	0.13	0.03
8	Washermenpet	163158	489474	61712	12.61	0.288	0.14	0.04
9	Pulianthoppu	172012	516036	119996	23.25	0.304	0.30	0.09
10	Chennai Sub-Urban	565612	1696836	79833	4.70	1.000	0.05	0.05
Greater Chennai		2141723	6425169	1081610	16.83			
11	Kancheepuram	324357	973071	112663	11.58	0.573	0.13	0.08
12	Thiruvallur	245190	735570	112505	15.29	0.433	0.18	0.08
13	Villupuram	383504	1150512	60368	5.25	0.678	0.06	0.04
14	Cuddalore	338962	1016886	98266	9.66	0.599	0.11	0.06
15	Vellore	479690	1439070	64358	4.47	0.848	0.05	0.04
16	Thiruvannamalai	265941	797823	28174	3.53	0.470	0.04	0.02
North Zone		2037644	6112932	476334	7.79			
17	Salem City	246654	739962	177787	24.03	0.436	0.32	0.14
18	Salem	382070	1146210	118933	10.38	0.675	0.12	0.08
19	Namakkal	216161	648483	169667	26.16	0.382	0.35	0.14
20	Dharmapuri & Krishnagiri	443948	1331844	23788	1.79	0.785	0.02	0.01
22	Coimbatore City	233716	701148	431709	61.57	0.413	1.60	0.66
22	Coimbatore	336753	1010259	318937	31.57	0.595	0.46	0.27
23	Erode	279936	839808	265335	31.59	0.495	0.46	0.23
24	The Nilgiris	122142	366426	259395	70.79	0.216	2.42	0.52
West Zone		2261380	6784140	1765551	26.02			
25	Trichy city	137768	413304	233456	56.49	0.244	1.30	0.32
26	Trichy	210495	631485	142040	22.49	0.372	0.29	0.11
27	Perambalur & Ariyalur	171204	513612	131097	25.52	0.303	0.34	0.10
28	Karur	126103	378309	66734	17.64	0.223	0.21	0.05
29	Pudukottai	165760	497280	140614	28.28	0.293	0.39	0.12
30	Thanjavur	275794	827382	154793	18.71	0.488	0.23	0.11
31	Thiruvarur	147423	442269	121125	27.39	0.261	0.38	0.10
32	Nagapattinam	269181	807543	51533	6.38	0.476	0.07	0.03
Central Zone		1503728	4511184	1041392	23.08			
33	Madurai City	372110	1116330	266522	23.87	0.658	0.31	0.21
34	Madurai	217222	651666	195125	29.94	0.384	0.43	0.16
35	Virudhunagar	223249	669747	240515	35.91	0.395	0.56	0.22
36	Dindigul	291896	875688	57093	6.52	0.516	0.07	0.04
37	Theni	144506	433518	174362	40.22	0.255	0.67	0.17
38	Ramanathapuram	129599	388797	329028	84.63	0.229	5.50	1.26
39	Sivagangai	141263	423789	212447	50.13	0.250	1.01	0.25
40	Tirunelveli City	106504	319512	179902	56.305	0.188	1.29	0.24
41	Tirunelveli	284633	853899	256678	30.06	0.503	0.43	0.22
42	Thoothukudi	219527	658581	160995	24.45	0.388	0.32	0.13
43	Kanyakumari	306237	918711	222593	24.23	0.541	0.32	0.17
South zone		2436746	7310238	2295260	31.398			
44	Railway Chennai	127258	381774	52197	13.67	0.225	0.16	0.04
45	Railway Trichy	114973	344919	130214	37.75	0.203	0.61	0.12
Railways		242231	726693	182411	25.10			
TOTAL		10623452	31870356	6842558	21.47			

TABLE 16
ZONE WISE FIRs REG/ FORM-II - VII ENT. JAN-96 TO JUNE-2009 (MURDER & PROPERTY OFFENCES ONLY)

S.No	DISTRICT	MUR.& PROPCASES REG.	FORMS II - VII TO BE ENT.	TOTAL FORM-II VII ENT.	BACKLOG	VOLUME INDEX	WORK INDEX	PERF. INDEX
1	Adyar	10867	43468	104956	0	0.2	EXCELLENT	EXCELLENT
2	Mylapore	11953	47812	213205	0	0.2	EXCELLENT	EXCELLENT
3	T.Nagar	20161	80644	137753	0	0.4	EXCELLENT	EXCELLENT
4	Triplicane	51129	204516	95829	108687	1.0	0.882	0.9
5	Anna Nagar	7777	31108	90438	0	0.2	EXCELLENT	EXCELLENT
6	Kilpauk	8195	32780	129743	0	0.2	EXCELLENT	EXCELLENT
7	Flower Bazaar	8590	34360	48023	0	0.2	EXCELLENT	EXCELLENT
8	Washermenpet	4426	17704	61712	0	0.1	EXCELLENT	EXCELLENT
9	Pulianthoppu	6852	27408	119996	0	0.1	EXCELLENT	EXCELLENT
10	Chennai Sub-Urban	19920	79680	79833	0	0.4	EXCELLENT	EXCELLENT
Greater Chennai		149870	599480	1081488				
11	Kancheepuram	4339	17356	112663	0	0.1	EXCELLENT	EXCELLENT
12	Thiruvallur	4826	19304	112505	0	0.1	EXCELLENT	EXCELLENT
13	Villupuram	7976	31904	60368	0	0.2	EXCELLENT	EXCELLENT
14	Cuddalore	10508	42032	98322	0	0.2	EXCELLENT	EXCELLENT
15	Vellore	14552	58208	64358	0	0.3	EXCELLENT	EXCELLENT
16	Thiruvannamalai	6666	26664	28174	0	0.1	EXCELLENT	EXCELLENT
North Zone		48867	195468	476390				
17	Salem City	6886	27544	177787	0	0.1	EXCELLENT	EXCELLENT
18	Salem	5569	22276	118933	0	0.1	EXCELLENT	EXCELLENT
19	Namakkal	4527	18108	169667	0	0.1	EXCELLENT	EXCELLENT
20	Dharmapuri & Krishnagiri	9594	38376	23788	14588	0.2	1.631	0.3
22	Coimbatore City	14342	57368	431709	0	0.3	EXCELLENT	EXCELLENT
22	Coimbatore	20389	81556	318937	0	0.4	EXCELLENT	EXCELLENT
23	Erode	12921	51684	265335	0	0.3	EXCELLENT	EXCELLENT
24	The Nilgiris	3084	12336	259395	0	0.1	EXCELLENT	EXCELLENT
West Zone		77312	309248	1765551				
25	Trichy city	7948	31792	233456	0	0.2	EXCELLENT	EXCELLENT
26	Trichy	4716	18864	142040	0	0.1	EXCELLENT	EXCELLENT
27	Perambalur & Ariyalur	3751	15004	131097	0	0.1	EXCELLENT	EXCELLENT
28	Karur	4410	17640	66734	0	0.1	EXCELLENT	EXCELLENT
29	Pudukottai	4256	17024	140614	0	0.1	EXCELLENT	EXCELLENT
30	Thanjavur	11303	45212	154793	0	0.2	EXCELLENT	EXCELLENT
31	Thiruvarur	4236	16944	121125	0	0.1	EXCELLENT	EXCELLENT
32	Nagapattinam	6196	24784	51533	0	0.1	EXCELLENT	EXCELLENT
Central Zone		46816	187264	1041392				
33	Madurai City	10856	43424	266522	0	0.2	EXCELLENT	EXCELLENT
34	Madurai	8165	32660	195125	0	0.2	EXCELLENT	EXCELLENT
35	Virudhunagar	8813	35252	240515	0	0.2	EXCELLENT	EXCELLENT
36	Dindigul	7932	31728	57093	0	0.2	EXCELLENT	EXCELLENT
37	Theni	4883	19532	174362	0	0.1	EXCELLENT	EXCELLENT
38	Ramanathapuram	4286	17144	329028	0	0.1	EXCELLENT	EXCELLENT
39	Sivagangai	5748	22992	212447	0	0.1	EXCELLENT	EXCELLENT
40	Tirunelveli City	3445	13780	179902	0	0.1	EXCELLENT	EXCELLENT
41	Tirunelveli	11047	44188	256678	0	0.2	EXCELLENT	EXCELLENT
42	Thoothukudi	9535	38140	160995	0	0.2	EXCELLENT	EXCELLENT
43	Kanyakumari	10024	40096	222593	0	0.2	EXCELLENT	EXCELLENT
South zone		84734	338936	2295260				
44	Railway Chennai	2115	8460	52197	0	0.0	EXCELLENT	EXCELLENT
45	Railway Trichy	1103	4412	130214	0	0.0	EXCELLENT	EXCELLENT
Railways		3218	12872	182411				
TOTAL		410817	1643268	6842492				

Table - 17
Details of SOC visits: June 2009

S.No.	Cities/ Districts	SOC visited	Prints developed	Inmates / Unfit	Identified	Undetected cases
1	Chennai City	49	42	14	1	27
2	Ch. Suburban	21	17	7	0	10
3	Coimbatore City	11	8	4	0	4
4	Madurai City	20	15	6	3	6
5	Trichy City	6	5	3	1	1
Cities Total		107	87	34	5	48
6	Kancheepuram	13	10	0	1	9
7	Thiruvallur	8	6	4	0	2
8	Villupuram	13	10	7	0	3
9	Cuddalore	9	8	3	0	5
10	Vellore	10	8	2	0	6
11	Thiruvannamalai	5	2	1	0	1
North Zone Total		58	44	17	1	26
12	Salem	10	10	4	0	6
13	Namakkal	5	4	2	0	2
14	Dharmapuri	8	4	4	0	0
15	Krishnagiri	7	1	1	0	0
16	Coimbatore	32	24	4	4	16
17	Erode	19	11	5	3	3
18	The Nilgiris	3	3	1	0	2
West Zone Total		84	57	21	7	29
19	Trichy	9	5	1	0	4
20	Karur	11	7	2	3	2
21	Pudukottai	7	1	0	0	1
22	Perambalur	8	3	1	0	2
23	Thanjavur	12	7	6	0	1
24	Nagapattinam	5	4	4	0	0
25	Thiruvavarur	7	4	3	0	1
Central Zone Total		59	31	17	3	11
26	Tirunelveli City	7	5	4	0	1
27	Madurai	19	14	8	0	6
28	Virudhunagar	12	8	5	1	2
29	Dindigul	6	1	1	0	0
30	Theni	6	4	2	0	2
31	Ramanathapuram	11	5	0	1	4
32	Sivagangai	6	4	3	0	1
33	Tirunelveli	21	9	3	0	6
34	Thoothukudi	18	6	2	1	3
35	Kanyakumari	18	1	0	0	1
South Zone Total		124	57	28	3	26
STATE TOTAL		432	276	117	19	140

* 42 Identification during June '09; Current month 19; 23 Old cases identified in June'09.

Table - 18
Details of Cases Detected

S.No.	District	PS., Cr.No., Section & MO	Property Lost	Accused Details	Date of Identification
1	Chennai City	MKB Nagar PS. Cr.No.151/09 U/s.457,380 IPC D/O.28-03-09 D/V.29-03-09	One sovn. of Gold jewels and cash all worth Rs.5,000/-	Rajasekaran, S/o.Sowrirajan, No.112. 3 rd Street, Sathiyangar, Vyasarpadi, Chennai-39.	04-06-09 Arrested
One chance print was developed from the SOC					
2	Chennai City	MKB Nagar PS. Cr.No.299/09 U/s.380 IPC D/O.16-05-09 D/V.16-05-09	20 sovn. of Gold jewels and cash Rs.6,500/-	Rajasekaran, S/o.Sowrirajan, No.112. 3 rd Street, Sathiyangar, Vyasarpadi, Chennai-39.	17-06-09 Arrested
One chance print was developed from the SOC The above two cases were identified with the finger prints of the above criminal who was previously concerned in Vyasarpadi PS. Cr.No.86/08 U/s.454,380 IPC					
3	Chennai City	R4, Soundara- Pandiyanar Angadi P.s. Cr.No.206/09 U/s.457,380 IPC. D/O.31-04-09 D/V.01-05-09	Cash Rs.15,000/-	Dinesh Kumar @ Dinesh, S/O. Gnanasekar, No.62, Nehru Street, Grill Nagar, Choolaimedu.	17-06-09 Arrested
Four chance prints were developed from the SOC					
4	Chennai City	R4, Soundara- Pandiyanar Angadi P.S., Cr.No.260/09 U/S. 457,380,511 D/O.18-04-09 to 22-05-09 D/O.23-05-09	Attempt	Dinesh Kumar, S/o.Gnanasekar, No.62, Nehru Street, Grill Nagar, Choolaimedu.	17-06-09 Arrested
One chance print was developed from the SOC. The above 2 cases were identified with the finger prints of the above criminal who was previously concerned in G1.Vepery PS. Cr.No.138/08 U/s.341,336,392,397 & 506 (ii) IPC					

Sl.No	District	PS., Cr.No., Section & MO	Property Lost	Accused Details	Date of Identification
5	Chennai City	C2, Elephant – Gate Ps. Cr.No.307/09 U/s.302,392 r/w 397 IPC D/O. 29-05-09 D/V.29-05-09	Gold kavaram of Jain Temple worth above crore	Sooraj Bahadur Holi @ Sooraj S/o.Patham Bahadur Holi’, No.4.Sirudoor Kabis, Lalpore Hown, Kailai District, Nepal	18-06-09 Arrested.
One chance print was developed from the SOC which was identified with the finger prints of the above criminal whose FP slip was received as daily arrest slip.					
6	Chennai City	T.P.Chatram PS. Cr.No.385/09 U/s.380, 511 IPC D/O.12-06-09 D/V.12-06-09	Attempt	Balasubramani @ David, S/o.Loganathan, No.6/7. Gandhi Street, 4 th Street, Rajak Garden, Arumpakkam.CNI..	19-06-09 Arrested
Two chance prints developed from the SOC were identified with the finger prints of the above criminal whose FP slip was received as daily arrest slip.					
7	Chennai City	Koyambedu PS. Cr.No.205/09 U/s.457,380 IPC D/O.26-02-09 D/V.27-02-09	10 sovn. of Gold jewels	Thathaprasad, S/o.Lakshmipathy, Sandai Bazaar St., Kandasala Village, Krishna Distrit, Andhra Pradesh.	23-06-09 Arrested
One chance print was developed from SOC					
8	Chennai City	T.P.Chatram PS. Cr.No.250/09 U/s.457,380 IPC D/O.20-04-09 D/V.21-04-09	5 sovn. of Gold jewels	Thathaprasad, S/o.Lakshmipathy, Sandai Bazaar St., Kandasala Village, Krishna Distrit, Andhra Pradesh.	26-06-09 Arrested
One chance print was developed from the SOC.The above 2 cases were identified with the finger prints of the above criminal whose FP slip was received from S.D.F.P.Bureau, Coimbatore District as suspect slip.					
9	Madurai city	Tallakulam Ps. Cr.No.1244/09 U/s.454,380 IPC D/O.23-06-09 D/V.23-06-09	Gold Chain, Cash Rs.2500/-all worth Rs.3900/-	Pandiyan@Babu@ Puliyur Pandi, S/o.Ramachandran Pillai, Palaipatti, Chendurainatham Dindigul dist.	23-06-09 Still at large.
Two chance prints were developed from the SOC and were identified with the finger prints of the					

above criminal who was previously concerned in Madurai City – Karimedu PS. Cr.No.1021/07 U/s.454,380 IPC.					
S.No.	District	PS., Cr.No., Section & MO	Property Lost	Accused Details	Date of Identification
10	Madurai city	Vilakkuthoon PS. Cr.No.818/09 U/s.457,380 IPC D/O.24-06-09 D/V.25-06-09	Cycle, Tea cub bundle and cash all worth Rs.20,000/-	Jaffer Ali, S/o.Masthan Sahib, Tiruchendur, Thoothukudi District.	29-06-09 Arrested
Two chance prints were developed from the SOC					
11	Madurai city	Vilakkuthoon PS. Cr.No.829/09 U/s.457,380 IPC D/O.26-06-09 D/V.27-06-09	91 cell phones worth Rs.1,77,800/-	Jaffer Ali, S/o.Masthan Sahib, Tiruchendur, Thoothukudi District.	29-06-09 Arrested
Two chance prints were developed from the SOC. The above two cases were identified with the finger prints of the above criminal who was previously concerned in Madurai City – Thilagar Thidal PS Cr.No.512/01 U/s.457,380 IPC.					
12	Trichy City	Gandhimarket PS. Cr.No.722/09 U/s. 364,324, 506(ii) IPC D/O.02-06-09 D/V.03-06-09	Property not involved	1.Ramu @ Ramachandran S/o.Nagasamy, No.319.Kamaraj Nagar, Trichy-8. 2.Palpondy, S/o.Karuppannan, Bhakathsingh Street, Kamarajapuram, Madurai City. 3.Mari @ Mottai Mari, S/o.Muniasamy, No.33.A.Kakkan Street, Kamarajapuram, Madurai City.	09-06-09 Arrested
Five chance prints were developed from the SOC were identified with the finger prints of the above criminals whose FP slips were received as daily arrest slip.					
13	Kanchipuram	B1, Sivakanchi PS. Cr.No.396/09 U/s.457,380 D/O. 10-06-09 D/V. 10-06-09	Gold jewels worth Rs.1,00,000/-	Elumalai @ Kani Illuppai Elumai S/O Govindasamy, Kaniilluppai village, Mamandoor PS., Cheyyar Taluk , Tiruvannamalai Dist.	10-06-09 Still at large.
Two chance prints developed from the SOC and were identified with the finger prints of the above					

criminal who was previously concerned in Kancheepuram District- Sivakanchi PS. Cr.No.368/09 U/s.457,380 IPC.					
S.No.	District	PS., Cr.No., Section & MO	Property Lost	Accused Details	Date of Identification
14	Cuddalore	Cuddalore NT.PS Cr.No.262/09 U/s.457,380 IPC D/O.30-05-09 D/V.31-05-09	GRS, digital camera and laptop all worth Rs.87,000/-	Babu, S/o.Sundaramoorthy Allpet, Manchakuppam, Cuddalore.	23-06-09 Still at large
One chance print was developed from the SOC and was identified with the finger prints of the above criminal who was previously concerned in Cuddalore District - Cuddalore NT PS. Cr.No.824/2000 U/s.457,380 IPC.					
15	Coimbatore	Tiruppur North PS Cr.No. 1777/09 U/s. 381 IPC D/O.30-05-09 D/V.08-06-09	Cash Rs.25000/- & TVS XL TN 39 AK	Selva @ Selvaraj S/O Kannappan Palakot, Dharmapuri	10-6-09 Arrested
Two chance prints were developed from the SOC and were identified with the finger prints of the above criminal whose FP slip was received as daily arrest slip.					
16	Coimbatore	Tiruppur North PS.Cr.No.632/09 U/s.457,380 IPC D/O.26-01-09 D/V.26-01-09	Gold jewels, Silver, Digital Camera, Cash all worth Rs.1,60,000/-	Other State criminal: Thatha Prasad, Age 28/09 S/O Lakshmipathy, Shandi Bazaar St., Khandasala , Krishna District. Andhra Pradesh.	13-06-09 Arrested.
One chance print was developed from the SOC					
17	Coimbatore	Sulur PS Cr . No.302/09 U/s.454,457,380 IPC D/O.20-03-09 D/O.20-03-09	164 ½ sovn. of Gold jewels Worth Rs.14,76,000	Other State criminal: Thatha Prasad, Age 28/09 S/o Lakshmipathi, Shandy Bazaar St., Krishna Dist. A.P.	13.6.09 Arrested.
One chance print was developed from the SOC					
18	Coimbatore	Sulur PS Cr. No. 651/09 U/s. 457,380 IPC D/O.03-06-09 D/V.04-06-09	22 sovn. of Gold jewels Worth Rs.1,00,000	Other State criminal: Thatha Prasad, Age 28/09 S/o Lakshmipathi, Shandy Bazaar St., Krishna Dist. A.P.	13-6-09 Arrested
Three chance prints were developed from the SOC The above 3 cases were identified with the above noted criminal whose FP slip was received as suspect.					

S.No.	District	PS., Cr.No., Section & MO	Property Lost	Accused Details	Date of Identification
19	Coimbatore	Anupperpalayam Ps. Cr.No.1131/09 U/s.451,394 IPC D/O.22-06-09 D/V.22-06-09	Gold chain Worth Rs.30,000/-	Shanmugakumar, Age 23/09, S/O Paldurai Nadar, No.6/58A, North Pillaiyar Kovil Street, Keelakadayam, Tirunelveli Dist.	24-06-09 Arrested
One chance print was developed from the SOC and was identified with the finger print of the above criminal whose FP slip was received as daily arrest.					
20	Coimbatore	Avinashi PS. Cr.No.852/09 U/s.457,380 IPC D/O.28-06-09 D/V.29-06-09	7 sovn. of Gold jewels and silver vessels all worth Rs.34,000/-	Saravanakumar, S/o.Rajendran, Vetrilai Kalpalayam, Thudiyalur, Coimbatore City.	29-06-09 Still at large.
Two chance prints were developed from the SOC and were identified with the finger prints of the above criminal who was previously concerned in Coimbatore City – Thudiyalur PS. Cr.No.191/06 U/s.379 IPC.					
21	Erode	Kankeyam PS. Cr.No.35/09 U/s.457,380 IPC D/O.17-01-09 D/V.19-01-09	Gold jewels and camera all worth Rs.3500/-	Ramasamy, S/o.Kali, Goundanpatty, Kurichi, Kulithalai Taluk, Karur District.	01-06-09 Arrested
One chance print was developed from the SOC and was identified with the finger print of the above criminal whose FP slip was received as daily arrest slip.					
22	Erode	Erode Taluk PS. Cr.No.229/09 U/s.457,380 IPC D/O.28-05-09 D/V.29-05-09	Gold jewels and silver articles all worth Rs.1,32,500/-	Other State criminal: Thatha Prasad, Age 28/09 S/o Lakshmipathi, Shandy Bazaar St., Krishna Dist. A.P.	13-06-09 Arrested
One chance print was developed from the SOC and was identified with the finger print of the above criminal whose FP slip was received from S.D.F.P.Bureau, Coimbatore District as suspect slip.					
23	Erode	Erode Town PS. Cr.No.1069/09 U/s.379 IPC D/O.17-06-09 D/V.22-06-09	Tata Indica Car Worth Rs.4,00,000/-	Abdul Aleem Age 32/09 S/o.Basheer Ahemed, 6/12, Sultan Road, P.Puliampatty, Sathiy Taluk. Erode Dist.	25-06-09 Arrested
One chance print was developed from the SOC and was identified with the finger print of the above criminal whose FP slip was received as suspect slip.					

S.No.	District	PS., Cr.No., Section & MO	Property Lost	Accused Details	Date of Identification
24	Erode	Modakkuruchi PS. Cr.No.246/09 U/s.302&380 IPC D/O.12-06-09 D/V.12-06-09	Deceased Kalaiselvi @ Umamaheswari, D/oThangamuthu <u>Stolen</u> :Gold jewels and cell phone worth Rs.25,000/-.	Arumai Raj, S/o.Rajasekar, LM Palapalayam, Kavundapady, Erode District.	25-06-09 Died
One chance print was developed from the SOC and was identified with the above accused dead body FP slip which was received from Erode Town PS. Cr.No.1087/09 U/s.176 Crpc.					
25	Erode	Kanjikoil PS. Cr.No.52/09 U/s.457,380 IPC D/O.24-06-09 D/V.25-06-09	11 sovn. of Gold jewels, silver vessels and TVS 50 all worth Rs.87,000/-	NL.Ex.con. Karunanidhi Age 35/08 S/o.Ayyavoo Thevar, Ammapatti, Rajathani PS. Theni Dist.	29-06-09 Still at large
Two chance prints were developed from the SOC and were identified with the finger prints of the above criminal who was previously concerned in Tiruppur District – Uthiyur PS.250/91 U/s.397 IPC.					
26	Krishnagiri	Shoolagiri PS. Cr.No.367/09 U/s.457,380 IPC D/O.18-05-09 D/V.18-05-09	50 sovn. of Gold jewels and cell phone all worth Rs.2,50,000/-	Badri @ Anand @ Pradeep S/o.Muniappa, Mela Street, Mysore Road, Thalli.	19-06-09 Arrested
One chance print was developed from the SOC and was identified with the finger print of the above criminal whose FP slip was received as daily arrest slip.					
27	Karur	Thogamalai PS. Cr.No.342/09 U/s.454,380 IPC D/O.22-06-09 D/V.23-06-09	13 ½ sovn. of Gold jewels worth Rs.47,000/-	Periyasamy, S/o.Veeramalai, Kannalvanada- nayakkanpatty, Thelungupatty, Thogamalai.	30-06-09 Arrested
One chance print was developed from the SOC.					
28	Karur	Thogamalai PS. Cr.No.346/09 U/s.454,511 IPC D/O.22-06-09 D/V.24-06-09	Attempt	Periyasamy, S/o.Veeramalai, Kannalvanada- nayakkanpatty, Thelungupatty, Thogamalai.	30-06-09 Arrested
One chance print developed from the SOC					

S.No.	District	PS., Cr.No., Section & MO	Property Lost	Accused Details	Date of Identification
29	Karur	Thogamalai PS. Cr.No.352/09 U/s.457,380 IPC D/O.12-06-09 D/V.27-06-09	10 grams of Gold jewels worth Rs.12,000/-	Periyasamy, S/o.Veeramalai, Kannalvanada- nayakkanpatty, Thelungupatty, Thogamalai.	30-06-09 Arrested
One chance print was developed from the SOC The above 3 cases were identified with the finger prints of the above criminal whose FP slip was received as daily arrest slip.					
30	Virudhunagar	Rajapalayam North PS. Cr.No.350/09 U/s.381 IPC D/O.03-06-09 D/V.26-06-09	40 sovn. of Gold jewels worth Rs.4,40,000/-	1.Rathinam, W/o.Karuppanna Pandiyan, No.297.Main Road, Samusigapuram, Rajapalayam. 2.Amutha, W/o.Ponnusamy, 111, Chellam North Street., Rajapalayam.	28-06-09 Arrested
Two chance prints were developed from the SOC and were identified with the finger prints of the above criminal whose FP slip was received as suspect slip.					
31	Dindigul	Dindigul Taluk PS Cr.No.95/09 U/s.457,380 IPC D/O.02-02-09 D/V.04-02-09	Silver Vessals Worth Rs.15,000	Other State criminal: Thatha Prasad, Age 28/09 S/o Lakshmipathi, Shandy Bazaar St., Krishna Dist. A.P.	16-06-09 Arrested
One chance print was developed from the SOC and was identified with the finger print of the above criminal whose FP slip was received from S.D.F.P.Bureau, Coimbatore District as suspect slip.					
32	Ramnad	Periyur PS. Cr.No.34/09 U/s.457,380 IPC D/O.14-06-09 D/V.15-06-09	Cash Rs.6,900/-	Aravind Raja Age 20/08 S/o.Irulandi, Nadar Street, Periyur, Ramnad District.	16-06-09 Arrested
One chance print was developed from the SOC and was identified with the finger print of the above criminal whose FP slip was received as daily arrest slip.					

S.No.	District	PS., Cr.No., Section & MO	Property Lost	Accused Details	Date of Identification
33	Sivagangai	Pallathur PS. Cr.No.1/08 U/s.457,511 IPC D/O.05-01-08 D/V.06-01-08	Attempt	Balu @ Balusamy S/o.Suyambu Nadar, Pudan Tharuval (vil) Thisayanvilai, Thoothukudi Dist. Now at 11 A.Ramnagar, Chandran Street, Perambur, Chennai-82.	22-06-09 Arrested
Five chance prints were developed from the SOC and were identified with the finger print of the above criminal whose FP slip was received from S.D.F.P.Bureau, Coimbatore City.					
34	Tirunelveli City	Perumalpuram PS Cr.No:230/09 U/s.353,392, 397 IPC D/O 31-05-09 D/V 31-05-09	Motor cycle worth Rs.42,963/-	Kittappa Age 23/09 S/o.Kaduva (a) Muthukutti Thevar, Kansapuram, Munneerpallam PS	08-06-09 Arrested
One chance print was developed from the SOC and was identified with the finger print of the above criminal who was previously concerned in Mukoodal PS. Cr.No.96/03 U/s.379 IPC					
35	Tirunelveli	Sankarankovil Town PS. Cr.No.399/08 U/s.454,457 & 380 IPC D/O.23-10-08 D/V.24-10-08	Gold jewels and cash all worth Rs.4,20,000	Marimuthu @ Mari-appan, S/O. Servaran, Kumaresan Nagar, Kalugumalai P.S. Thoothukudi Dist.	23-06-09 Arrested
Three chance prints were developed from the SOC					
36	Tirunelveli	Thiruvengadam PS. Cr.No.39/07 U/S. 457,380 IPC D/O.05-05-07 D/V.05-05-07	Gold jewels worth Rs.9,000/-	Marimuthu @ Mariappan, S/o Servaran, Kumaresan Nagar, Kalugumalai P.S. Thoothukudi.Dist.	23-06-09 Arrested
Two chance prints were developed from the SOC					
37	Tirunelveli	Thiruvengadam PS. Cr.no.119/07 U/s.457,380 IPC D/O.26-10-07 D/V.27-10-07	Gold jewels worth Rs.13,500/-	Marimuthu @ Mariappan, S/o Servaran, Kumaresan Nagar, Kalugumalai P.S. Thoothukudi.Dist.	25-06-09 Arrested
Two chance prints were developed from the SOC The above 3 cases were identified with the finger prints of the above criminal whose FP slip was recorded at S.D.F.P.Bureau, Thoothukudi District vide Kovilpatti West PS. Cr.No.282/01 U/s.457,380 IPC					

S.No.	District	PS., Cr.No., Section & MO	Property Lost	Accused Details	Date of Identification
38	Thoothukudi	Thoothukudi CCB Cr.No.249/09 U/s.457,380 IPC D/O 07-06-09 D/V.08-06-09	Silver articles worth Rs.32,000/-	Kalaisamy, S/o Govindan Nadar, Keela Street, Mangapuram, Srivilliputhur, Virudhunagar District.	24-06-09 Still at large.
Three chance prints were developed from the SOC and were identified with the finger prints of the above criminal who was previously concerned in Tirunelveli District – Sankarankoil PS.1158/03 U/s.457,511 IPC					
39	Thoothukudi	Thalamuthunagar PS. Cr.No.37/08 U/s.457,380 IPC D/O.23-02-08 D/V.24-02-08	Vessels worth Rs.1000/-	Murugaraj, S/o.Sankarapandi, Panavadalichatram, Tirunelveli District.	24-06-09 Arrested
One chance print was developed from the SOC and was identified with the finger print of the above criminal whose FP slip was received as daily arrest					
40	Thoothukudi	Kovilpatti West PS. Cr.No.16/05 U/s.457,511 IPC D/O.11-05-05 D/V.12-05-05	Attempt	Sankaraja @ Raja, S/o.Krishnan, Kumaresan Ngar, Kalugumalai, Thoothukudi District.	30-06-09 Arrested
One chance was print developed from the SOC					
41	Thoothukudi	Kovilpatti West PS. Cr.No.101/05 U/s.457,511 IPC D/O.24-02-05 D/V.25-02-05	Attempt	Sankaraja @ Raja, S/o.Krishnan, Kumaresan Ngar, Kalugumalai, Thoothukudi District.	30-06-09 Arrested
Three chance was prints developed from the SOC					
42	Thoothukudi	Kovilpatti West PS. Cr.No.171/05 U/s.457,380 IPC D/O.24-03-05 D/V.25-03-05	Gold jewels worth Rs.30,000/-	Sankaraja @ Raja, S/o.Krishnan, Kumaresan Ngar, Kalugumalai, Thoothukudi District.	30-06-09 Arrested
Three chance prints were developed from the SOC The above 3 chance prints were identified with the finger prints of the above criminal whose FP slip was received from S.D.F.P.Bureau, Tirunelveli – Sankarankoil PS. Cr.No.379/08 U/s.457,380 IPC					

Table - 19
FP lifted from SOC and identified [City/District - wise] for June 2009

S.No.	Cities/Districts	Identified cases upto May 2009	Identified cases during June 2009	Total
1	Chennai City	50	8	58
2	Chennai Suburban	21	-	21
3	Coimbatore City	9	-	9
4	Madurai City	4	3	7
5	Trichy City	13	1	14
	Cities Total	97	12	109
6	Kanchipuram	10	1	11
7	Thiruvallur	5	-	5
8	Villupuram	9	-	9
9	Cuddalore	8	1	9
10	Vellore	15	-	15
11	Thiruvannamalai	8	-	8
	North Zone Total	55	2	57
12	Salem	3	-	3
13	Namakkal	16	-	16
14	Dharmapuri	2	-	2
15	Krishnagiri	2	1	3
16	Coimbatore	20	6	26
17	Erode	14	5	19
18	The Nilgiris	5	-	5
	West Zone Total	62	12	74
19	Trichy	6	-	6
20	Karur	3	3	6
21	Pudukottai	2	-	2
22	Perambalur	6	-	6
23	Thanjavur	3	-	3
24	Nagapattinam	2	-	2
25	Thiruvarur	3	-	3
	Central Zone Total	25	3	28
26	Tirunelveli City	7	1	8
27	Madurai	4	-	4
28	Virudhunagar	5	1	6
29	Dindigul	3	1	4
30	Theni	3	-	3
31	Ramanathapuram	1	1	2
32	Sivagangai	2	1	3
33	Tirunelveli	5	3	8
34	Thoothukudi	12	5	17
35	Kanyakumari	9	-	9
	South Zone Total	51	13	64
	STATE TOTAL	290	42	332

Table - 20

Details of OV criminals:

Progress during the month: June 2009

OV criminals at the beginning of June 2009	Added during June 2009	Arrested during June 2009	Deletion during June 2009	To be arrested as on 30-06-2009
158	4	2	3	157

FP identified; however accused not arrested: 4

S.No	Name and address of the criminals	Police Station, Crime No.& section	Value of Property lost	O.V. from
1	Babu, S/o.Sundaramoorthy, Allpet, Manchakuppam, Cuddalore.	Cuddalore NT.PS Cr.No.262/09 U/s.457,380 IPC	GRS, digital camera and laptop all worth Rs.87,000/-	23-06-09
2	Saravanakumar, S/o.Rajendran, Vetrilai Kalpalayam, Thudiyalur, Coimbatore City.	Avinashi PS. Cr.No.852/09 U/s.457,380 IPC	7 sovn. of Gold jewels and silver vessels all worth Rs.34,000/-	29-06-09
3	Pandiyan@Babu@ Puliyur Pandi, S/o.Ramachandran Pillai, Palaipatti, Chendurainatham Dindigul dist.	Tallakulam Ps. Cr.No.1244/09 U/s.454,380 IPC	Gold Chain, Cash Rs.2500/-all worth Rs.3900/-	23-06-09
4	Kalaisamy, S/o Govindan Nadar, Keela Street, Mangapuram, Srivilliputhur, Virudhunagar District.	Thoothukudi CCB Cr.No.249/09 U/s.457,380 IPC	Silver articles worth Rs.32,000/-	24-06-09

FP identified ; OV criminals arrested: 2

S.No	Name and address of the criminals	Police Station, Crime No.& section	Value of Property lost	O.V.from
1	L.Ex.con.Azeez @ Abdul Azeez, S/o.Moideen Pillai, Periya theru, Kadayanallur, Tirunelveli District.	Tenkasi PS. Cr.No.929/08 U/s.457,380 IPC	<u>Pallivasal</u> <u>Theft:</u> Hundial cash	16-10-08
2	L.Ex.con. Askin @ Nazeer @ Aseez, S/o. Shahul Hameed, Mekka Mandapam, Thuckalay, K.K Dt.	Thuckalay P.S Cr.No.15/06 U/S.457,380 IPC	Gold Jewels worth Rs.70,000/-	05-01-06
	-do-	Thuckalay P.S. Cr.No.700/06 U/S.457,380 IPC	74 Sov. Gold Jewels worth Rs.5 Lakhs	04-08-06
	-do-	Thuckalay P.S. Cr.No.701/06 U/S.457,380 & 511 IPC	Attempt	04-08-06
	-do-	Thuckalay P.S. Cr.No.758/04 U/S 457&380 IPC.	Cash Rs.10,950/-	08-09-06
	-do-	Thuckalay PS Cr.No.50/09 U/s.457,380 IPC	Cash and jewels worth Rs.23,500/-	18-01-09
	-do-	Thuckalay PS. Cr.No.288/09 U/s.457,380 IPC	Cash Rs.7,400/-	09-04-09
	-do-	Pudukarai PS. Cr.No.147/09 U/s.454,457,380 IPC	6 ½ sov. of Gold jewels and cash Rs.30,000/- all worth Rs.69,000/-	05-05-09
	-do-	Thuckalay PS. Cr.No.389/09 U/s.457,380 IPC	Jewels and cash all worth Rs.14,000/-	25-05-09
	-do-	Thuckalay PS. Cr.No.396/09 U/s.457,380 IPC	Jewels and cash all worth Rs.17,000/-	29-05-09
	-do-	Puthukadai PS. Cr.No.207/09 U/s.457,380 IPC	Jewels and cash all worth Rs.5,000/-	30-05-09

FP identified; OV deletion: 3

S.No	Name and address of the criminals	Police Station, Crime No.& section	Value of Property lost	O.V.from
1	NL.Ex.con. Ramu @ Bulgan, S/o Arumugham, Aruvangadu, Nilgiris.	Otteri Ps. Cr.No.696/1993 U/s.454&380IPC	Worth Rs.2,000/-	25/10/1993
2	L.Ex.con. Chelladurai, S/o Chellaiah, Thiruvattar Ps.KK.Dt.	Thiruvattar Ps. Cr.No.143/82 U/s.457,380, 511 IPC	Attempt	12/07/82
3	L.Ex.con. Govindan, S/o Venkata- subbaiah Naidu, No.77. Naidu st. Ramapuram.	Nandambakkam.Ps. Cr.No.102/96 U/s.457,511 IPC	Value Rs.24,000/-	30/09/96
	-do-	T.V.Malai Tn. Ps. Cr.No. 256/1996 U/S 457,380 IPC	Jewels worth Rs.15,000/-	14-01-00

OV criminals: zone wise

Sl.No	Zone	Before 1995	O.V between 1996 to 2000	O.V between 2001 to 2008	OV during 2009 (upto 30-06-09)	Total
1	Chennai City	6	4	19	-	29
2	Ch. Suburban	9	4	8	1	22
3	Coimbatore City	5	1	1	1	8
4	Madurai City	-	1	3	1	5
5	Trichy City	4	3	1	-	8
6	North Zone	-	3	12	8	23
7	West Zone	8	5	12	4	29
8	Central Zone	2	1	7	1	11
9	South Zone	1	6	11	4	22
	Total	35	28	74	20	157

OV criminals: Native of Tamil Nadu, other states & countries

Sl.No	Zone	Tamil Nadu Criminals	Other States Criminals	Other countries Criminals	Total
1	Chennai	16	13	-	29
2	Chennai Suburban	17	5	-	22
3	Coimbatore City	1	7	-	8
4	Madurai City	2	3	-	5
5	Trichy City	4	4	-	8
6	North Zone	21	2	-	23
7	West Zone	24	3	2	29
8	Central Zone	10	1	-	11
9	South Zone	20	1	1	22
	Total	115	39	3	157

Other countries criminals: Nepal – 1 Ceylon – 2.

ACCUSED IDENTIFIED: YET TO BE ARRESTED AS ON 30.06.09

S.No.	Zone	Criminals
1	Chennai Police	29
2	Chennai Suburban	22
3	Coimbatore City	8
4	Madurai City	5
5	Trichy City	8
6	North Zone	23
7	West Zone	29
8	Central Zone	11
9	South Zone	22
	Total	157

157 criminals: yet to be arrested

SL.NO	DISTRICT	OV AS ON 01-06-09	ADDITION	ARRESTED	DELETION	TOTAL AS ON 30-06-09
1	Chennai	29	-	-	-	29
2	Ch.Suburban	23	-	-	1	22
3	Coimbatore City	8	-	-	-	8
4	Madurai City	4	1	-	-	5
5	Trichy City	8	-	-	-	8
	Cities Total	72	1	-	1	72

6	Kancheepuram	3	-	-	1	2
7	Thiruvallur	2	-	-	-	2
8	Villupuram	3	-	-	-	3
9	Cuddalore	2	1	-	-	3
10	Vellore	10	-	-	-	10
11	T.V. Malai	3	-	-	-	3
North Zone Total		23	1	-	1	23
12	Salem	5	-	-	-	5
13	Namakkal	4	-	-	-	4
14	Dharmapuri	0	-	-	-	0
15	Krishnagiri	4	-	-	-	4
16	Coimbatore	8	1	-	-	9
17	Erode	3	-	-	-	3
18	Nilgiris	4	-	-	-	4
West Zone Total		28	1	-	-	29
19	Trichy	2	-	-	-	2
20	Karur	2	-	-	-	2
21	Pudukottai	2	-	-	-	2
22	Perambalur	1	-	-	-	1
23	Thanjavur	2	-	-	-	2
24	Nagapattinam	1	-	-	-	1
25	Thiruvarur	1	-	-	-	1
Central Zone Total		11	-	-	-	11
26	Tirunelveli City	3	-	-	-	3
27	Madurai	3	-	-	-	3
28	Virudhunagar	1	-	-	-	1
29	Dindugul	0	-	-	-	0
30	Theni	4	-	-	-	4
31	Ramnad	0	-	-	-	0
32	Sivagangai	2	-	-	-	2
33	Tirunelveli	6	-	1	-	5
34	Thoothukudi	2	1	-	-	3
35	Kanyakumari	3	-	1	1	1
South Zone Total		24	1	2	1	22
Grand Total		158	4	2	3	157

157 Criminals involved in 311 cases

Table – 21

INTERSE CHANCE PRINTS:

(Same criminal involved but criminal not known)

Zone-wise statement showing detail of 72 groups of interse cases yet to be identified as on 30-06-09 are furnished below :-

S.No.	Zone	No. of Groups	Number of Cases
1	Chennai	33	183
2	North Zone	6	19
3	West Zone	10	28
4	Central Zone	6	20
5	South Zone	17	52
6	<u>Other state :-</u> Andhra Pradesh, Kerala & Puduchery (in group No.63) Karnataka (in group No.1) Puduchery (in group No.22)	0	5
	Total	72	307

Table – 22

FPs lifted from SOC; not identified (City/District - wise)

Chennai City

S.No.	SOC No.	Police Station, Cr.No. & Sec.	D/O D/V	Property lost	Prints
1	289/09	Pattinapakkam PS. Cr.No.594/09 U/s.454,380 IPC	01-06-09 01-06-09	Cash Rs.1,85,000/-	2
2	290/09	Seven Wels PS. Cr.No.398/09 U/s.454,380 IPC	02-06-09 02-06-09	Gold jewels worth Rs.5.5 Lakhs	3
3	291/09	K.K.Nagar PS. Cr.No.382/09 U/s.457,380 IPC	04-06-09 05-06-09	Gold jewels worth Rs.30,000/-	5
7	292/09	Arumbakkam PS. Cr.No.380/09 U/s.380 IPC	05-06-09 05-06-09	10 sovn. of Gold jewels and cash Rs.13,000/-	3
5	295/09	Anna Nagar PS. Cr.No.461/09 U/s.457,380 IPC	05-06-09 06-06-09	Worth Rs.10,000/-	4
6	297/09	Ashok Nagar PS. Cr.No.747/09 U/s.380 IPC	08-06-09 09-06-09	15 sovn. of Gold jewels and 2 cell phones all worth Rs.48,000/-	4
7	300/09	Kilpauk PS. Cr.No.385/09 U/s.380 IPC	09-06-09 09-06-09	Jewels worth Rs.1,000/-	2
8	301/09	Koyambedu PS. Cr.No.624/09 U/s.457,380 IPC	09-06-09 10-06-09	4 cell phones worth Rs.16,000/-	6
9	303/09	Virugambakkam PS. Cr.No.513/09 U/s.457,380 IPC	10-06-09 11-06-09	Watch	3
10	306/09	Ashok Nagar PS. Cr.No.764/09 U/s.381, 511 IPC	13-06-09 14-06-09	Attempt	3
11	309/09	Thirumangalam PS. Cr.No.422/09 U/s.457,380 IPC	15-06-09 15-06-09	5 sovn. of Gold jewels, Laptop and cash Rs.3,000/-	2
12	310/09	Kasimedu PS. Cr.No.175/09 U/s.454,380 IPC	16-06-09 16-06-09	4 sovn. of Gold jewels	2
13	312/09	Anna Nagar PS.	18-06-09	8 sovn. of Gold	1

		Cr.No.492/09 U/s.394 IPC	18-06-09	jewels	
S.No.	SOC No.	Police Station, Cr.No. & Sec.	D/O D/V	Property lost	Prints
14	314/09	Thirumangalam PS. Cr.No.429/09 U/s.454,380 IPC	18-06-09 18-06-09	10 sovn. of Gold jewels	1
15	319/09	Ashok Nagar PS. Cr.No.800/09 U/s.379 IPC	22-06-09 23-06-09	Cash Rs.38,000/-	1
16	320/09	Mylapore PS. Cr.No.593/09 U/s.457,380 IPC	23-06-09 24-06-09	7 cameras	1
17	321/09	Velachery PS. Cr.No.771/09 U/s.454,380 IPC	24-06-09 24-06-09	Cell phone and cash all worth Rs.10,000/-	3
18	323/09	K.K.Nagar PS. Cr.No.409/09 U/s.457,380 IPC	24-06-09 25-06-09	Attempt	6
19	324/09	Ottery PS. Cr.No.391/09 U/s.454,380 IPC	25-06-09 25-06-09	7 sovn. of Gold jewels and cash all worth Rs.45,000/-	3
20	327/09	Ashok Nagar PS. Cr.No.814/09 U/s.457,380 IPC	26-06-09 27-06-09	10 sovn. of Gold jewels and cash Rs.10,000/-	2
21	328/09	Kodungaiyur PS. Cr.No.347/09 U/s.302 IPC	27-06-09 27-06-09	Murder	1
22	329/09	Valasaravakkam PS. Cr.No.300/09 U/s.457,511 IPC	27-06-09 28-06-09	Attempt	3
23	330/09	Trplicate PS. Cr.No.535/09 U/s.427,379 IPC	29-06-09 29-06-09	Cash Rs.1.5 Lakh	3
24	331/09	J.J.Nagar PS. Cr.No.313/09 U/s.380 IPC	28-06-09 29-06-09	Gold jewels	2
25	332/09	Thuraipakkam PS. Cr.No.594/09 U/s.457,380 IPC	29-06-09 30-06-09	Gold jewels and cash all worth Rs.3,500/-	6
26	334/09	Thuraipakkam PS. Cr.No.595/09 U/s.454,380 IPC	30-06-09 30-06-09	3 Laptops and 3 cell phones	2
27	335/09	Virugambakkam PS. Cr.No.584/09 U/s.454,380 IPC	30-06-09 30-06-09	15 sovn. of Gold jewels	4

Chennai Suburban

S.No.	SOC No.	Police Station, Cr.No. & Sec.	D/O D/V	Property lost	Prints
28	157/09	Avadi PS. Cr.No.471/09 U/s.457,511 IPC	07-06-09 07-06-09	Attempt	3
29	162/09	Pallikaranai PS. Cr.No.478/09 U/s.457,380 IPC	11-06-09 12-06-09	15 sovn. of Gold jewels worth Rs.33,000/-	3
30	164/09	Korattur PS. Cr.No.495/09 U/s.454,511 IPC	12-06-09 13-06-09	Attempt	1
31	165/09	Puzhal PS. Cr.no.327/09 U/s.454,511 IPC	15-06-09 15-06-09	Attempt	2
32	169/09	Avadi PS. Cr.No.501/09 U/s.457,380 IPC	17-06-09 18-06-09	Cash Rs.1,50,000/-	1
33	170/09	Ambathur PS. Cr.No.505/09 U/s.457,511 IPC	19-06-09 19-06-09	Attempt	1
34	171/09	Selaiyur PS. Cr.No.678/09 U/s.454,380 IPC	19-06-09 19-06-09	8 sovn. of Gold jewels worth Rs.24,000/-	1
35	172/09	Chitlapakkam PS. Cr.No.411/09 U/s.457,511 IPC	19-06-09 20-06-09	Attempt	1
36	174/09	Avadi PS. Cr.No.512/09 U/s.457,380 IPC	21-06-09 22-06-09	Cash Rs.54,670/-	1
37	177/09	Peerkankaranai PS. Cr.No.479/09 U/s.454,380 IPC	25-06-09 25-06-09	15 sovn. of Gold jewels	1

Coimbatore City

38	83/09	R.S.Puram PS. Cr.No.525/09 U/s.457,380 & 511 IPC	01-06-09 01-06-09	Laptop	1
39	85/09	Saravananpatty PS. Cr.No.503/09 U/s.285 IPC	02-06-09 02-06-09	-	1
40	87/09	Saravananpatty PS. Cr.No.541/09 U/s.454,457,380 IPC	15-06-09 15-06-9	2 ¼ sovn. of Gold jewels	1

S.No.	SOC No.	Police Station, Cr.No. & Sec.	D/O D/V	Property lost	Prints
41	91/09	Ramanathapuram PS. Cr.No.761/09 U/s.457,380 IPC	22-06-09 22-06-09	10 Kg. silver ornaments and cash all worth Rs.2 Lakhs	3

Madurai City

42	37/09	Thideernagar PS. Cr.No.889/09 U/s.457,380 IPC	31-05-09 01-06-09	Computer accessories and cash all worth Rs.30,000/-	1
43	38/09	S.S.Colony PS. Cr.No.800/09 U/s.457,380 IPC	05-06-09 05-06-09	2 sovn. of Gold jewels worth Rs.12,000/-	2
44	44/09	Thideernagar PS. Cr.No.1022/09 U/s.457,511 IPC	16-06-09 17-06-09	Attempt	1
45	45/09	Thilagarthidal PS. Cr.No.835/09 U/s.457,511 IPC	20-06-09 20-06-09	Attempt	1
46	51/09	S.S.Colony PS. Cr.No.902/09 U/s.457,380 IPC	25-06-09 25-06-09	Gold coin worth Rs.6,000/-	2
47	56/09	Jaihindpuram PS. Cr.No.555/09 U/s.457,511 IPC	29-06-09 30-06-09	Attempt	3

Trichy City

48	46/09	Airport PS. Cr.No.191/09 U/s.454,380 IPC	12-06-09 12-06-09	DVD player,Gold jewels, silk sarees, watch and cash all worth Rs.32,500/-	1
----	-------	--	----------------------	--	---

Kancheepuram District

49	61/09	Guduvanchery PS. Cr.No.384/09 U/s.457,380 IPC	28-05-09 01-06-09	20 sovn. of Gold jewels worth Rs.20,000/-	2
50	62/09	Uthiramerur PS. Cr.No.346/09 U/s.457,511 IPC	01-06-09 02-06-09	Attempt	1
51	64/09	Kanchi Taluk PS. Cr.No.572/09 U/s.457,380 IPC	03-06-09 04-06-09	20 sovn. of Gold jewels and silver articles all worth Rs.1,05,000/-	1
52	66/09	Ottery PS. Cr.No.156/09 U/s.457,380 IPC	04-06-09 04-06-09	2 ½ sovn. of Gold jewels and silver all worth Rs.12,000/-	3

S.No.	SOC No.	Police Station, Cr.No. & Sec.	D/O D/V	Property lost	Prints
53	67/09	Sivakanchi PS. Cr.No.395/09 U/s.457,380 IPC	08-06-09 08-06-09	Hundial cash Rs.500/-	1
54	69/09	Guduvanchery PS. Cr.No.417/09 U/s.457,380 IPC	13-06-09 14-06-09	7 sovn. of Gold jewels worth Rs.30,000/-	1
55	70/09	Maduranthagam PS. Cr.No.514/09 U/s.457,380 IPC	13-06-09 15-06-09	1 ½ sovn. of Gold jewels and cash all worth Rs.20,000/-	3
56	71/09	Thiruporur PS. Cr.No.332/09 U/s.457,380 IPC	15-06-09 16-06-09	Cash Rs.16,890/-	1
57	72/09	Vishnukanchi PS. Cr.No.361/09 U/s.457,380 IPC	20-06-09 21-06-09	Gold jewels, silver and cash all worth Rs.15,000/-	1

Thiruvallur District

58	43/09	Gummidipoondi PS. Cr.No.365/09 U/s.457,380 IPC	02-06-09 03-06-09	11 cell phones and cash all worth Rs.28,000/-	4
59	50/09	Pallipattu PS. Cr.No.286/09 U/s.457,380 & 511 IPC	28-06-09 29-06-09	Attempt	3

Villupuram District

60	51/09	Perithachur PS. Cr.No.161/09 U/s.457,380 IPC	13-06-09 16-06-09	4 ½ sovn. of Gold jewels and cash all worth Rs.30,000/-	2
61	55/09	Ulundurpet PS. Cr.No.296/09 U/s.147,148,332,307 IPC r/w Explosive substance Act 1905	17-06-09 18-06-09	Omni car abduction case	2
62	57/09	Anandhapuram PS. Cr.No.130/09 U/s.457,511 IPC	19-06-09 20-06-09	Attempt	1

Cuddalore District

63	54/09	Puduchatram PS. Cr.No.143/09 U/s.457,380 IPC	09-06-09 10-06-09	10 sovn. of Gold jewels, electronic items and 70 sarees	4
64	56/09	Neyveli Township PS. Cr.No.382/09 U/s.457,380 IPC	26-06-09 27-06-09	10 sovn. of Gold jewels and cash all worth Rs.3 Lakhs	2

S.No.	SOC No.	Police Station, Cr.No. & Sec.	D/O D/V	Property lost	Prints
65	57/09	Panrutti PS. Cr.No.332/09 U/s.457,380 IPC	26-06-09 27-06-09	15 sovn. of Gold jewels worth Rs.1 Lakh	2
66	58/09	Veppur PS. Cr.No.163/09 U/s.394 IPC	27-06-09 27-06-09	7 ½ sovn. of Gold jewels worth Rs.45,000/-	1
67	59/09	Cuddalore NT. PS. Cr.No.309/09 U/s.457,380 IPC	26-06-09 27-06-09	52 grams Gold jewels worth Rs.45,000/-	3

Vellore District

68	55/09	Sathuvachary PS Cr.No.255/09 U/s.454,380 IPC	30-05-09 01-06-09	3.5 Sovn.Gold Jewels worth Rs.30,000/-	4
69	56/09	Virudambat PS. Cr.No.320/09 U/s.457,380 IPC	11-06-09 11-06-09	Gold jewels, watch and cash worth Rs.24,000/-	7
70	58/09	Arcot Town P.S. Cr.No.614/09 U/s.341,324,302 IPC	11-06-09 12-06-09	Murder	2
71	62/09	Gudiatham P.S. Cr.No.397/09 U/s.454,380 IPC	25-06-09 26-06-09	12 SOV Gold jewels worth Rs.60,000/-	5
72	63/09	Vellore North P.S. Cr.No.485/09 U/s.457,511 IPC	25-06-09 26-06-09	attempt	1
73	64/09	Walajapet P.S. Cr.No.333/09 U/s.454,380 IPC	26-06-09 26-06-09	16 sov.Gold jewels worth Rs.32,000/-	3

Thiruvannamalai District

74	37/09	Vandavasi PS. Cr.No.347/09 U/s.457,380 IPC	03-06-09 05-06-09	Gold jewels and cash all worth Rs.1 Lakh	3
----	-------	--	----------------------	--	---

Salem District

75	16/SC/09	Salem Town PS. Cr.No.296/09 U/s.457,380 IPC	11-06-09 12-06-09	Cash Rs.35,000/-	3
76	18/SC/09	Sooramangalam PS. Cr.No.1195/09 U/s.457,380 IPC	14-06-09 19-06-09	Maruthi 800 car worth Rs.45,000/-	2
77	19/SC/09	Ammamet PS. Cr.No.1052/09 U/s.457,380 IPC	20-06-09 21-06-09	Gold jewels worth Rs.1.5 Lakh	1

S.No.	SOC No.	Police Station, Cr.No. & Sec.	D/O D/V	Property lost	Prints
78	26/S/09	Karumalaikoodal PS. Cr.No.182/09 U/s.457,380 IPC	31-05-09 01-06-09	Cell phones worth Rs.15,000/-	2
79	29/S/09	Omalur PS. Cr.No.731/09 U/s.380 IPC	17-06-09 20-06-09	Gold jewels	1
80	30/S/09	Yercaud PS. Cr.No.223/09 U/s.457,380 IPC	24-06-09 25-06-09	Gold jewels and cash all worth Rs.1.5 Lakh	1

Namakkal District

81	43/09	Pallipalayam PS. Cr.No.782/09 U/s.457,380 IPC	08-06-09 09-06-09	Gold jewels worth Rs.34,000/-	4
82	46/09	Nallipalayam PS. Cr.No.204/09 U/s.379 IPC	21-06-09 21-06-09	Lorry No.TN 28 0249 worth Rs.5 Lakhs	2

Coimbatore District

83	161/09	Mangalam PS. Cr.No.409/09 U/s.457,380 IPC	01-06-09 02-06-09	7 ½ sovn. of Gold jewels worth Rs.22,500/-	1
84	163/09	Tiruppur North PS. Cr.No.1755/09 U/s.454,380 IPC	03-06-09 03-06-09	Gold jewels and cash all worth Rs.22,000/-	2
85	169/09	Tiruppur Rural PS. Cr.No.1406/09 U/s.457,380 IPC	09-06-09 10-06-09	¾ Kg.silver Greedam	1
86	172/09	Palladam PS. Cr.No.826/09 U/s.379 IPC	12-06-09 13-06-09	10 metre copper wire worth Rs.2,000/-	2
87	175/09	Palladam West PS Cr.No.378/09 U/s.4 (1)aaa,4 (1) A.	13-06-09 13-06-09	Maruthi cars abandoned	2
88	176/09	Anupparpalayam PS. Cr.no.179/09 U/s.454,457,380IPC	13-06-09 14-06-09	32 sovn. of Gold jewels worth Rs.1,25,000/-	3
89	178/09	Mahalingapuram PS. Cr.no.332/09 U/s.380 IPC	16-06-09 17-06-09	Car tape	1
90	180/09	P.N.Palayam PS. Cr.No.377/09 U/s.147,341,342,366 & 394 IPC	18-06-09 19-06-09	7 ½ sovn. of Gold jewels, cash, cell phone and two wheeler all worth Rs.30,000/-	4

S.No.	SOC No.	Police Station, Cr.No. & Sec.	D/O D/V	Property lost	Prints
91	181/09	Pollachi Town East PS. Cr.No.690/09 U/s.457,380 IPC	19-06-09 20-06-09	19 sovn. of Gold jewels worth Rs.76,000/-	3
92	183/09	Avanashi PS. Cr.No.807/09 U/s.457,380 IPC	21-06-09 21-06-09	Cash Rs.12,000/-, Gold jewels and cell phone all worth Rs.70,000/-	1
93	185/09	Udumalpet PS. Cr.No.1271/09 U/s.457,511 IPC	24-06-09 25-06-09	Attempt	3
94	186/09	Sulur PS. Cr.No.717/09 U/s.457,380 IPC	24-06-09 25-06-09	Cash Rs.1,07,300/-	1
95	187/09	P.N.Palayam PS. Cr.No.394/09 U/s.395 IPC	25-06-09 25-06-09	Casah Rs.12 Lakhs	5
96	188/09	Thudiyalur PS. Cr.No.1457/09 U/s.457,380 IPC	26-06-09 26-06-09	28 sovn. of Gold jewels worth Rs.1,12,000/-	5
97	189/09	Karamadai PS. Cr.No.281/09 U/s.379 IPC	26-06-09 26-06-09	Lorry TN 43 C 1618 worth Rs.2,50,000/-	1
98	192/09	Tiruppur South PS. Cr.No.1143/09 U/s.302 IPC	29-06-09 29-06-09	Murder	1

Erode District

99	81/09	Bhavani PS. Cr.No.440/09 U/s.457,380 IPC	05-06-09 06-06-09	Cash Rs.1,25,000/-	1
100	82/09	Erode South PS. Cr.No.484/09 U/s.454,457,& 380 IPC	06-06-09 08-06-09	Cash Rs.6,000/-	1
101	86/09	Vellakoil PS. Cr.No.344/09 U/s.395 IPC	14-06-09 15-06-09	13 sovn. of Gold jewels and watch all worth Rs.65,000/-	2

The Nilgiris District

102	20/09	Gudalur PS. Cr.No.117/09 U/s.454,380 IPC	10-06-09 10-06-09	Gold jewels and cash all worth Rs.8,000/-	1
103	21/09	Gudalur PS. Cr.No.124/09 U/s.457,380 IPC	18-06-09 19-06-09	Computer worth Rs.3,000/-	2

Trichy District

S.No.	SOC No.	Police Station, Cr.No. & Sec.	D/O D/V	Property lost	Prints
104	26/09	Thottiyam PS. Cr.No.170/09 U/s.454,380 IPC	04-06-09 05-06-09	3 sovn. of Gold jewels worth Rs.12,000/-	2
105	28/09	Thuraiyur PS. Cr.No.412/09 U/s.454,380 IPC	17-06-09 18-06-09	4 ¾ sovn. of Gold jewels worth Rs.30,000/-	2
106	29/09	Samayapuram PS. Cr.No.221/09 U/s.457,380 IPC	19-06-09 19-06-09	9 sovn. of Gold jewels worth Rs.34,000/-	2
107	31/09	Manapparai PS. Cr.No.585/09 U/s.302 IPC	29-06-09 29-06-09	Murder	2

Karur District

108	16/09	Pasupathipalayam PS. Cr.No.457/09 U/s.454,457 & 380 IPC	27-05-09 01-06-09	23 ¾ sovn. of Gold jewels worth Rs.94,000/-	2
109	17/09	Velayuthampalayam PS. Cr.No.320/09 U/s.457,380 IPC	29-05-09 04-06-09	Gol jewels, TV, vessels and cloths all worth Rs.48,000/-	2

Pudukottai District

110	32/09	Aranthangi PS. Cr.No.307/09 U/s.457,380 IPC	04-06-09 05-06-09	Gold jewels and silver all worth Rs.67,500/-	1
-----	-------	---	----------------------	--	---

Perambalur District

111	35/09	Ariyalur PS. Cr.no.440/09 U/s.457,380 IPC	14-06-09 15-06-09	Cell phone worth Rs.4,500/-	1
112	39/09	Ariyalur PS. Cr.No.468/09 U/s.457,380 IPC	23-06-09 24-06-09	Hundial cash Rs.4,500/-	1

Thanjavur District

113	74/09	Thiruneelagudi PS. Cr.No.119/09 U/s.457,380 IPC	21-06-09 22-06-09	2 ½ sovn. of Gold jewels and silver ornaments all worth Rs.18,000/-	1
-----	-------	---	----------------------	--	---

Thiruvarur District

114	31/09	Koothanallur PS. Cr.No.158/09 U/s.382 IPC	23-06-09 23-06-09	29 sovn. of Gold jewels and cash all worth Rs.1,65,000/-	1
-----	-------	---	----------------------	--	---

Tirunelveli City

S.No.	SOC No.	Police Station, Cr.No. & Sec.	D/O D/V	Property lost	Prints
115	37/09	Tirunelveli Junction PS. Cr.No.467/09 U/s.302, 380 IPC	16-06-09 16-06-09	Deceased Tmt. Anandhavalli W/o.Subramaniya Iyyer	6

Madurai District

116	79/09	Appanthiruppathi PS. Cr.No.333/09 U/s.457,511 IPC	07-06-09 07-06-09	Attempt	6
117	83/09	Koodalpudur PS. Cr.No.211/09 U/s.457,511 IPC	09-06-09 10-06-09	Attempt	1
118	85/09	Omachikulam PS. Cr.No.348/09 U/s.457,380 IPC	13-06-09 14-06-09	Gold jewels worth Rs.26,000/-	2
119	86/09	Koodalpudur PS. Cr.No.215/09 U/s.457,380 IPC	12-06-09 14-06-09	Gold jewels worth Rs.75,000/-	2
120	87/09	Solavandan PS. Cr.No.198/09 U/s.454,380 IPC	16-06-09 16-06-09	Cash Rs.1,30,000/-	2
121	89/09	Melur PS. Cr.No.393/09 U/s.457,380 IPC	16-06-09 17-06-09	Gold jewels and silver all worth Rs.12,000/-	6

Virudhunagar District

122	70/09	Aruppukottai Town PS. Cr.No.676/09 U/s.454,457,380 IPC	09-06-09 12-06-09	Cash Rs.70,000/-	2
123	71/09	Sivakasi East PS. Cr.No.420/09 U/s.457,511 IPC	17-06-09 17-06-09	Attempt	2

Theni District

124	33/09	P.C.Patty PS. Cr.No.458/09 U/s.454,380 IPC	25-06-09 26-06-09	4 ³ / ₄ sovn. of Gold jewels worth Rs.25,000/-	1
125	34/09	Periyakulam PS. Cr.No.364/09 U/s.454,457,380 IPC	25-06-09 28-06-09	8 ¹ / ₂ sovn. of Gold jewels, silver vilakku, VCD player all worth Rs.53,000/-	1

Ramanathapuram District

S.No.	SOC No.	Police Station, Cr.No. & Sec.	D/O D/V	Property lost	Prints
126	44/09	Thondi PS. Cr.No.87/09 U/s.380 IPC	03-06-09 05-06-09	3 ½ sovn. of Gold jewels worth Rs.15,000/-	1
127	47/09	Thondi PS. Cr.No.95/09 U/s.457,380 IPC	18-06-09 19-06-09	Cell phones worth Rs.25,000/-	1
128	49/09	Kamuthi PS. Cr.No.195/09 U/s.457,380 IPC	22-06-09 22-06-09	3 sovn. of Gold jewels and cash all worth Rs.23,000/-	1
129	53/09	Ramanathapuram Town PS. cr.No.183/09 U/s.457,380 IPC	30-06-09 30-06-09	Laptop and cell phone all worth Rs.15,000/-	1

Sivagangai District

130	40/09	Sakkottai PS. Cr.No.170/09 U/s.454,380 IPC	01-06-09 02-06-09	9 ½ sovn. of Gold jewels worth Rs.34,000/-	4
-----	-------	--	----------------------	--	---

Trinelveli District

131	101/09	Senthamaram PS. Cr.No.136/09 U/s.457,380 IPC	08-06-09 09-06-09	Cash Rs.20,000/-	3
132	106/09	Ovari PS. Cr.No.78/09 U/s.457,380 IPC	15-06-09 16-06-09	Gold jewels worth Rs.6,000/-	3
133	107/09	Kallidaikurichi PS Cr.No.149/09 U/s.457,380 IPC	19-06-09 20-06-09	Cash Rs.1,44,462/-	2
134	109/09	Sankarankoil PS. Cr.No.246/09 U/s.379 IPC	22-06-09 23-06-09	Hero Honda Bike worth Rs.15,000/-	1
135	111/09	K.V.Nallur PS. Cr.No.164/09 U/s.457,511 IPC	25-06-09 26-06-09	Attempt	1
136	112/09	K.V.Nallur PS. Cr.No.155/09 U/s.457,380 IPC	25-06-09 26-06-09	Cash Rs.1740/-	2

Thoothukudi District

137	110/09	Kovilpatti East PS. Cr.No.727/09 U/s.457,380 IPC	17-06-09 18-06-09	Cash Rs.20,826/-	3
138	112/09	Kayathar PS Cr.No.290/09 U/s.457,380 IPC	24-06-09 25-06-09	Cell phones and cash all worth Rs.21,500/-	2

S.No.	SOC No.	Police Station, Cr.No. & Sec.	D/O D/V	Property lost	Prints
139	113/09	Pudur PS. Cr.no.45/09 U/s.457,380 IPC	24-06-09 25-06-09	Gold jewels worth Rs.25,000/-	1
Kanyakumari District					
140	109/09	Kulithurai PS. Cr.No.506/09 U/s.457,380 IPC	09-06-09 10-06-09	75 sovn. of Gold jewels and cash all worth Rs.6,37,000/-	2

Table - 23
FP Staff services : where not utilized

S.No.	Police Station, Cr.No. & Section	D/O D/V	Property lost/recovered	Gist of the case
1	<u>Thanjavur Dist:</u> Ammappettai PS Cr.No.193/09 U/s 454,380 IPC MO: II L,III(j),IV(s1)	02-06-09 02-06-09	Gold Thali 40 grams – worth Rs. 25000	2 unknown culprits came in a two wheeler and snatched gold Thali while the women was asleep
2	<u>Perambalur Dist :</u> Maruvathur PS Cr.No. 158/09, u/s 394 IPC. M.O. I (R)	05.06.09 06.06.09	7 Sovereigns of Gold Thali chain worth Rs. 28,000/-	Some unknown culprits committed robbery by assaulting the complainant with aruval.
3	<u>Cuddalore Dist :</u> Reddichavdi PS Cr.No.89/09 u/s 454, 380 IPC	03.06.09 03.06.09	11 sovereigns of Gold jewels worth Rs.90,000/-	Case of burglary by unknown culprits
4	<u>Cuddalore Dist :</u> Nellikuppam PS. Cr.No.375/09 u/s 379 IPC	04.06.09 05.06.09	Fuse carrier-6 ,Copper wire - 100 mtrs Crowbar-1 worth Rs.70,000/-	Theft from the motor pump set shed by unknown culprits
6	<u>Madurai City :</u> Pudur PS Cr.No.605/09 U/s 380 IPC M.O. III(j)	10.06.09 10.06.09	Gold jewels worth Rs.15,000/-	While the complainant was cooking some unknown culprit, entered into the house and committed theft
7	<u>Madurai Dist:</u> Koodal pudur P.s Cr.No.216/09 U/s 457,380 IPC MO II(L),III(c4), III(e4)	29.03.2009 01.04.2009 15.06.2009	Gamara-1, DVD Player-1 Watch-2 and coins –Rs 1500/- all worth Rs.9,000/-	Some unknown culprit gained entry into the house and committed theft.
8	<u>Tirunelveli Dist:</u> Valliyoor PS Cr.No. 114/09 U/s. 380 IPC MO- IV j	29.05.09 02.06.09	7 ½ sovereign gold chain worth Rs.45,000/-	Some unknown culprits entered into the Complainant's house and committed theft
9	<u>Kanyakumari Dist :</u> Kaliyakkavilai P.S Cr. No. 170/09,	02/06/09 02/06/09	Cash Rs. 9,000/- and 1 ¼ Sovn Gold chain all worth Rs. 17,500/-.	some unknown culprits effected entry into the house

	U/s 454,380 IPC M.O. II D4, III C4, J1.			of the complainant by lifting the latch of the door and committed burglary.
10	<u>Coimbatore City :</u> Peelamedu PS Cr.No.676/09 U/S 457, 380 IPC MO II III J	02.06.09 03.06.09	6 ½ Sovgns Gold ornaments worthRs.70,000/-	Some unknown accused entered the house by breaking the lock of the front door and committed theft.
11	<u>Coimbatore Dist :</u> Avinashi PS Cr.No. 728/2009 u/s 457 380 IPCMO: II L, III U.	26.04.09 03.06.09	Teak wood worth Rs.1,00,000/-	In this case, some unknown culprits entered into the saw mill by breaking the lock of the wooden gate and committed theft.
12	<u>Coimbatore Dist :</u> Sulur PS Cr.No. 668/09, u/s 379 IPC	08.06.09 08.06.06	1.120 Apollo Tire 2, Lorry TN 38 AP 3030 all worth Rs. 20,00,000/- Property recovered	Some unknown culprits, drove away the loaded lorry and abandoned it near Salem Engineering college.
13	<u>Krishnagiri Dist :</u> Sipcot PS Cr.No. 190/09 u/s 457, 380 IPC. M.O: II(L),IV(J),(u)	07-06-09 09-06-09	Gold jewels and silver articles all worth Rs.25,000/-	Some unknown culprits entered the house of the complainant by breaking the lock and committed theft

Table – 24

Uploading of FP records

S. No.	Particulars	Database (May 2009)	Added in June 2009	Total
1	FACTS Central site:	179815	4837	184652

Table - 25

Usefulness of Dog Squad in the Districts/Cities for the month of June-2009

Sl. No.	Districts/Cities	Crime Work			Explosives & Other Work		
		Total No. of calls recd.	Total No. of calls attended	Usefulness	Total No. of calls recd.	Total No. of calls attended	Usefulness
1	Chennai City	6	6	0	469	469	0
2	Chennai Sub-Urban	4	4	0	165	165	0
3	Thiruvallur	0	0	0	0	0	0
4	Kanchipuram	4	4	0	2	2	0
5	Villupuram	3	3	0	0	0	0
6	Cuddalore	6	6	0	3	3	0
7	Vellore	0	0	0	0	0	0
8	Thiruvannamalai	0	0	0	0	0	0
9	Salem	0	0	0	0	0	0
10	Salem City	1	1	0	1	1	0
11	Namakkal	3	3	0	2	2	0
12	Dharmapuri & Krishnagiri	3	3	0	0	0	0
13	Coimbatore City	1	1	0	13	13	0
14	Coimbatore	7	7	0	0	0	0
15	Erode	3	3	0	0	0	0
16	The Nilgiris	1	1	0	3	3	0
17	Trichy City	0	0	0	5	5	0
18	Trichy	6	6	0	0	0	0
19	Karur	5	5	0	2	2	0
20	Perambalur	2	2	0	0	0	0
21	Pudukottai	2	2	0	1	1	0
22	Thanjavur	3	3	0	0	0	0
23	Thiruvarur	0	0	0	0	0	0
24	Nagapattinam	0	0	0	0	0	0
25	Madurai City	12	12	0	56	56	0
26	Madurai	12	12	0	16	16	1
27	Dindigul	5	5	0	2	2	0
28	Theni	0	0	0	0	0	0
29	Virudhunagar	3	3	0	0	0	0
30	Sivagangai	1	1	0	2	2	0
31	Ramnad	1	1	0	0	0	0
32	Tirunelveli City	2	2	0	0	0	0
33	Tirunelveli	4	4	1	0	0	0
34	Thoothukudi	9	9	0	1	1	0
35	Kanyakumari	5	5	0	0	0	0
TOTAL		110	110	1	743	743	1